


GTA 17-02-019

VISUAL SIGNALS FOR ARMOR FIGHTING VEHICLES (COMBINED ARMS)



DISTRIBUTION RESTRICTION: Approved for public release; distribution is unlimited. This determination was made on 10 April 2006.

DISTRIBUTION: U.S. Army Training and Audiovisual Support Centers (TASCs).

Supersedes GTA 17-02-019, November 2006

**HEADQUARTERS, DEPARTMENT OF THE ARMY
NOVEMBER 2009**

TABLE OF CONTENTS

Figure 1. I Am Ready or Are You Ready?	1
Figure 2. Advance or Move Out	1
Figure 3. Acknowledged	1
Figure 4. I Do Not Understand	1
Figure 5. Start Engine or Prepare to Move	2
Figure 6. Increase Speed	2
Figure 7. Open Up	3
Figure 8. Close Up	3
Figure 9. Right Turn or Left Turn	4
Figure 10. Close Distance Between Vehicles and Stop	4
Figure 11. Move Forward	5
Figure 12. Change Direction	5
Figure 13. Move to the Left	6
Figure 14. Move to the Right	6
Figure 15. Move in Reverse (For Stationary Vehicles)	7
Figure 16. Stop Engines	7
Figure 17. Attention	8
Figure 18. Mount	8
Figure 19. Disregard Previous Command or As You Were	9
Figure 20. Halt or Stop	9
Figure 21. Dismount	10
Figure 22. Neutral Steer (Tracked Vehicles)	10
Figure 23. Stop (Alternate Signal to Stop Tracked Vehicle)	10
Figure 24. Button Up or Unbutton	11
Figure 25. Decrease Speed	11
Figure 26. Coil	12
Figure 27. Herringbone	12
Figure 28. Wedge Dismounted	12
Figure 29. Vee	13
Figure 30. Line	13
Figure 31. Echelon Left	14
Figure 32. Echelon Right	14
Figure 33. Staggered Column	15
Figure 34. Column	15
Figure 35. Contact Left	15
Figure 36. Contact Right	15
Figure 37. Action Left	16
Figure 38. Action Right	16
Figure 39. Action Front (Right, Left, Rear) Fight on Foot	17
Figure 40. Air Attack	17
Figure 41. Chemical, Biological, Radiological, and Nuclear Attack	18
Figure 42. Traveling	18
Figure 43. Traveling Overwatch	18
Figure 44. Bounding Overwatch—Cover My Move	19
Figure 45. Wedge Mounted	19
Figure 46. Nuclear Warning	19
Figure 47. Mount	20
Figure 48. Dismount	20
Figure 49. Dismount and Assault	20
Figure 50. Assemble and Close	21
Figure 51. Move Out	21
Figure 52. Chemical, Biological, Radiological, and Nuclear	21
Figure 53. All Clear, Ready or Understood	22
Figure 54. Disregard or Vehicle Out of Action	22
Figure 55. Danger or Enemy in Sight	22



Figure 1.
I AM READY
or
ARE YOU READY?



Figure 2.
ADVANCE
or
MOVE OUT



Figure 3.
ACKNOWLEDGED

QSTAG 573



Figure 4.
I DO NOT
UNDERSTAND



Figure 5. Move the light to describe a horizontal figure 8 in a vertical plane in front of the body.

START ENGINE or PREPARE TO MOVE

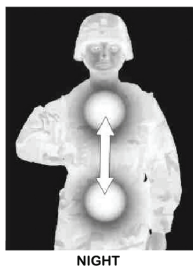


Figure 6. Move the light vertically several times in front of the body.

INCREASE SPEED



Figure 7.
OPEN UP



Figure 8.
CLOSE UP



DAY



NIGHT



Rotate light to describe a circle 12 to 18 inches in diameter in the desired direction of the turn.

Figure 9.

RIGHT TURN OR LEFT TURN



Figure 10.

CLOSE DISTANCE BETWEEN VEHICLES AND STOP



Figure 11.

MOVE FORWARD



Figure 12.

**CHANGE DIRECTION
(TURN IN DIRECTION OF CLOSED FIST)**



Figure 13.
MOVE TO THE LEFT



Figure 14.
MOVE TO THE RIGHT



Light is blinked.

Figure 15.

**MOVE IN REVERSE
(FOR STATIONARY VEHICLES)**



Figure 16.

STOP ENGINES



Figure 17.
ATTENTION



Figure 18.
MOUNT




Figure 19.

DISREGARD PREVIOUS COMMAND
OR AS YOU WERE



DAY



NIGHT

Figure 20.

Move the light horizontally back and forth several times across the path of approaching traffic to stop vehicles. Use the same signal to stop engines.

HALT OR STOP



Figure 21.
DISMOUNT



Figure 22
NEUTRAL STEER
(tracked vehicles)



Figure 23.
STOP
(alternate signal to stop
a tracked vehicle)





Figure 24.

BUTTON UP OR UNBUTTON



QSTAG 573

Figure 25.

DECREASE SPEED




Figure 26.
COIL



Figure 27.
HERRINGBONE



Figure 28.
WEDGE
DISMOUNTED



Figure 29.

VEE



Figure 30.

LINE

QSTAG 573



Figure 31.
ECHELON LEFT

QSTAG 573



Figure 32.
ECHELON RIGHT

QSTAG 573



Figure 33.

STAGGERED COLUMN



Figure 34

COLUMN



Figure 35.

CONTACT LEFT



Figure 36.

CONTACT RIGHT



Figure 37.
ACTION LEFT



Figure 38.
ACTION RIGHT



Figure 39.

**ACTION FRONT (RIGHT, LEFT, REAR),
FIGHT ON FOOT**



Figure 40.

AIR ATTACK



Figure 41.

CHEMICAL, BIOLOGICAL, RADIOLOGICAL,
AND NUCLEAR ATTACK



Figure 42

TRAVELING



Figure 43.

TRAVELING OVERWATCH



Figure 44.
**BOUNDING
OVERWATCH -
COVER MY MOVE**



Figure 45.
**WEDGE
MOUNTED**



Figure 46.
NUCLEAR WARNING

QSTAG 573



Figure 47.
MOUNT




Figure 48.
DISMOUNT




Figure 49.
DISMOUNT AND ASSAULT



Figure 50.
ASSEMBLE AND CLOSE




Figure 51.
MOVE OUT



Figure 52.
CHEMICAL, BIOLOGICAL, RADIOLOGICAL, AND NUCLEAR



Figure 53.
ALL CLEAR, READY
OR
UNDERSTOOD



Figure 54.
DISREGARD
OR
VEHICLE OUT OF
ACTION



Figure 55.
DANGER or ENEMY IN SIGHT

REFERENCES

FM 21-60, Visual Signals, 30 September 1987.

Quadripartite Standardization Agreement (QSTAG) 573, ed. 3, Tactical Hand and Arm Signals for the Control of AFVs, 17 December 1996.

NOTES: _____

