


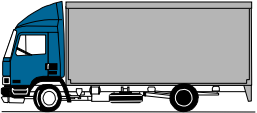
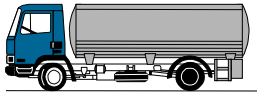



VEHICLE	VEHICLE DESCRIPTION	MAXIMUM EXPLOSIVE CAPACITY	LETHAL AIR BLAST RANGE	MINIMUM EVACUATION DISTANCE	FALLING GLASS HAZARD
	<p><b>COMPACT SEDAN</b></p>	<p>500 Pounds 227 Kilos (In Trunk)</p>	<p><b>100 Feet 30 Meters</b></p>	<p><b>1,500 Feet 457 Meters</b></p>	<p><b>1,250 Feet 381 Meters</b></p>
	<p><b>FULL SIZE SEDAN</b></p>	<p>1,000 Pounds 455 Kilos (In Trunk)</p>	<p><b>125 Feet 38 Meters</b></p>	<p><b>1,750 Feet 534 Meters</b></p>	<p><b>1,750 Feet 534 Meters</b></p>
	<p><b>PASSANGER VAN OR CARGO VAN</b></p>	<p>4,000 Pounds 1,818 Kilos</p>	<p><b>200 Feet 61 Meters</b></p>	<p><b>2,750 Feet 838 Meters</b></p>	<p><b>2,750 Feet 838 Meters</b></p>
	<p><b>SMALL BOX VAN (14 FT BOX)</b></p>	<p>10,000 Pounds 4,545 Kilos</p>	<p><b>300 Feet 91 Meters</b></p>	<p><b>3,750 Feet 1,143 Meters</b></p>	<p><b>3,750 Feet 1,143 Meters</b></p>
	<p><b>BOX VAN OR WATER /FUEL TRUCK</b></p>	<p>30,000 Pounds 13,636 Kilos</p>	<p><b>450 Feet 137 Meters</b></p>	<p><b>6,500 Feet 1,982 Meters</b></p>	<p><b>6,500 Feet 1,982 Meters</b></p>
	<p><b>SEMI-TRAILER</b></p>	<p>60,000 Pounds 27,273 Kilos</p>	<p><b>600 Feet 183 Meters</b></p>	<p><b>7,000 Feet 2,134 Meters</b></p>	<p><b>7,000 Feet 2,134 Meters</b></p>