


# New M240B Charging Handle Requires Adapter



HERE'S WHAT YOU'LL NEED TO USE WITH CROWS FOR THE NEW M240B MACHINE GUN CHARGING HANDLE.



Some of the M240B machine guns used on the M153 CROWS II (common remotely operated weapons station) have a new charging handle. But to use the new charging handle with CROWS II requires an adapter.

Weapons configured with the older charging handle can be used with CROWS II without the adapter. Look at the picture on Page 39 to see which charging handle your M240B uses.

The adapter has been issued to most affected units. The adapter comes with NSN 5340-01-578-0847 (PN 13021845, CAGE 19200). If your unit hasn't received it, contact the CROWS II item manager, Catherine Boultinghouse, at DSN 786-1363, (586) 282-1363, or email: [catherine.j.boultinghouse.civ@mail.mil](mailto:catherine.j.boultinghouse.civ@mail.mil)

To install the adapter, you need a 3mm hex-head wrench and a 7mm nut driver. The hex-head wrench is part of the CROWS II operator's tool kit.

The nut driver is being added to the tool kit. You can get a nut driver and the two attaching screws and lock nuts from your local CROWS II new equipment training team (NET) representative, the local CROWS II support group (CROWS Nest), your TACOM LAR or by ordering:

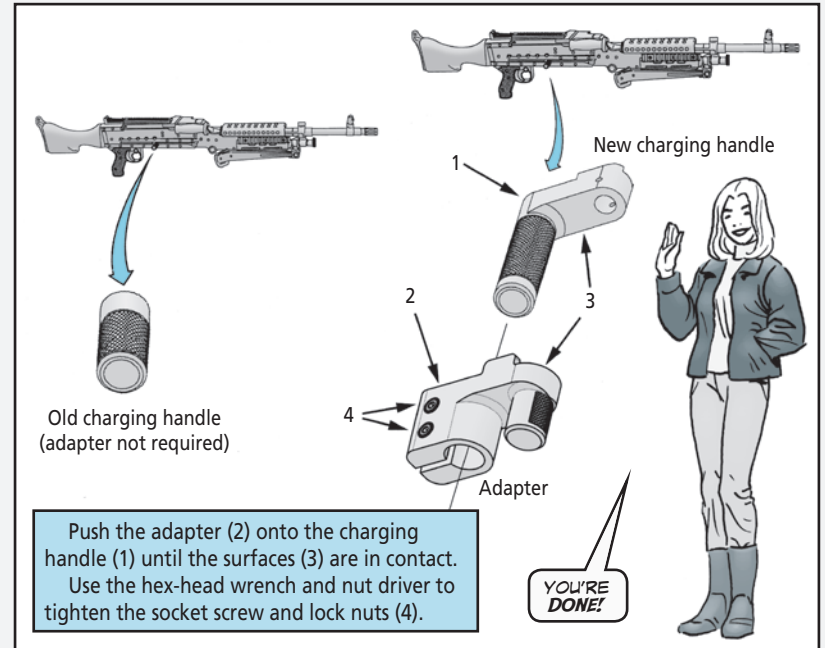
- **Nut driver,**  
NSN 5120-01-278-6697
- **2 screws, hex-head socket,**  
NSN 5305-01-577-9519
- **2 nuts, self-locking,**  
NSN 5310-01-577-9651

SOME OF THE FIRST ADAPTERS SENT TO THE FIELD HAD THE WRONG SAE 8-32 ATTACHING SCREWS.

REPLACE THEM WITH THE METRIC HARDWARE THAT COMES WITH THE NUT DRIVER.



## Install the adapter like this:



## Storing Modified M249s

Dear Half-Mast,

TM 9-1005-201-23&P says that to store M249s with a short buttstock in the M13 rack, you need two different adaptors. But the TM doesn't tell you how to get the adaptors. Do they have NSNs?

Mr. P.R.

Dear Mr. P.R.,

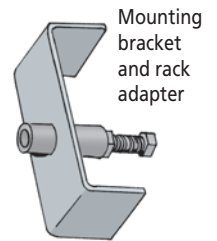
The April 2013 edition of the TM does include these NSNs.

To secure an M249 with a collapsible buttstock in the M13 rack, you need mounting bracket, NSN 1005-01-606-2583, and storage rack adaptor, NSN 1005-01-606-1875.

If your unit needs the mounting bracket and rack adaptor, contact TACOM's Jasmine Davis at DSN 786-1254, (586) 282-1254 or email: [jasmine.a.davis22.civ@mail.mil](mailto:jasmine.a.davis22.civ@mail.mil) or Jill Gibson at DSN 786-1653, (586) 282-1653, or email:

[jill.a.gibson4.civ@mail.mil](mailto:jill.a.gibson4.civ@mail.mil)

TACOM will send you the bracket and adapter as free issue.



Half-Mast