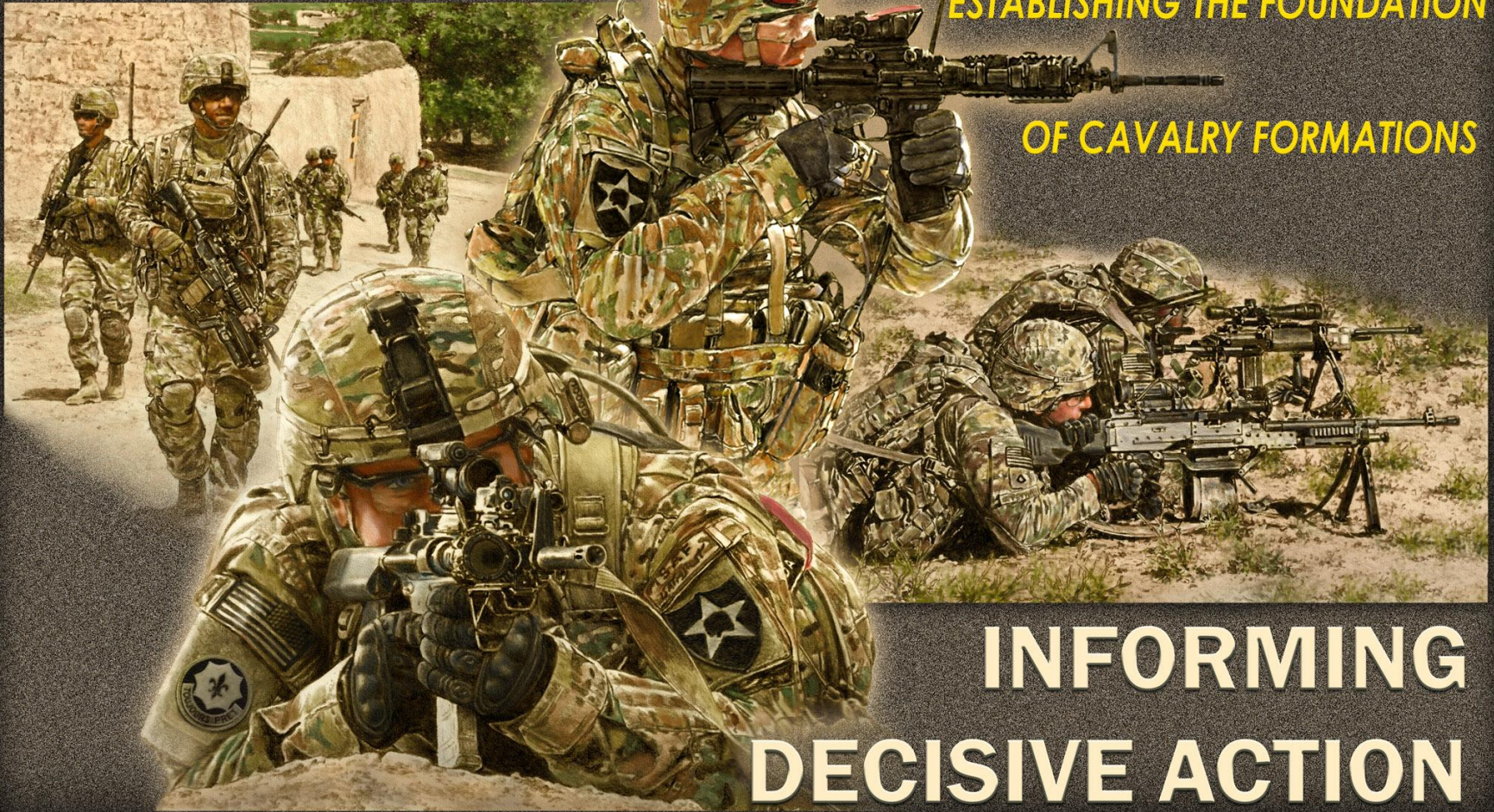


SCOUT SQUAD:

ESTABLISHING THE FOUNDATION
OF CAVALRY FORMATIONS



INFORMING
DECISIVE ACTION



THE UNITED STATES ARMY
ARMOR SCHOOL





"[The Force of Tomorrow] requires equipment that gives our squads, as the foundation of the force, capabilities that overwhelm any potential foe, enabled by vehicles that improve mobility and lethality while retaining survivability."

GEN Raymond T. Odierno





CURRENT SCOUT PLATOONS




ABCT



Three Cavalry Fighting Vehicles and Five HMMWV
 Number of OPs based on personnel; Seven 2-man, Four 3-man and Three 4-man

Total Personnel: 36


IBCT



Six HMMWV
 Number of OPs based on personnel; Six 2-man, Three 3-man and Two 4-man

Total Personnel: 24

SBCT



Four STRYKER RVs
 Number of OPs based on personnel; Eight 2-man, Five 3-man and Four 4-man

Total Personnel: 23



The United States Army Armor School



THE FUTURE SCOUT SQUAD



Squad Leader



Scout



Scout



Team Leader



Scout



Scout

WEAPONS:

M-4/ACOG
AN/PSQ-23

M-249/M-145
AN/PSQ-23

M-4/M-203/
ACOG/
AN/PEQ-15A

M-4/ACOG
AN/PSQ-23

M-4/ACOG /
AN/PEQ-15A

M-4/M-203/
ACOG/
AN/PEQ-15A

OPTICS:

PSQ-20B
AN/PAS-13(V)1

PSQ-20B
AN/PAS-13(V)2

PSQ-20B
TRIGR

PSQ-20B
AN/PAS-13(V)1

PSQ-20B
JAVELIN
LAUNCHER

PSQ-20B
TRIGR

COMMO:

LMR
PELTOR (DUAL)

LMR
PELTOR (SINGLE)

LMR
PELTOR (SINGLE)

LMR
PELTOR (DUAL)

LMR
PELTOR (SINGLE)

LMR
PELTOR (SINGLE)

Scouts are trained in a variety of schools to include some if not all:
ARC, RSLC, Ranger, Pathfinder, Sniper, Master Gunner, and Javelin



The United States Army Armor School



STANDARDIZED SCOUT PLATOON



Bradley



-or-

Stryker



-or-

HMMWV



HQ

M



PLT LDR



PSG



SCOUT



SCOUT



SCOUT



SCOUT

A SEC



SQD LDR



TM LDR



SCOUT



SCOUT



SCOUT



SCOUT

B SEC



SQD LDR



TM LDR



SCOUT



SCOUT



SCOUT



SCOUT

D



TM LDR



TM LDR



SCOUT



SCOUT



SCOUT



SCOUT



TM LDR



SQD LDR



SCOUT



SCOUT



SCOUT



SCOUT



TM LDR



SQD LDR



SCOUT



SCOUT



SCOUT



SCOUT

Standardized Naming Convention: "Cavalry Squadrons; Cavalry Troops; Scout Platoons; Scout Squads"



OUTCOMES



- Increased Capability for decentralized operations
 - Leader-to-led ratio
- Mounted AND Dismounted Operations
 - WAS operations demand more dismounted personnel
 - Increase capability for long duration operations
- Platoons will be more versatile

“We must be able to rapidly adjust our units and capabilities to meet the unique requirements of any situation, delivering precision results through the most capable, discriminate weapon system ever fielded --- the American Soldier.”

GEN Raymond T. Odierno





WAY AHEAD



- MCoE with support from other CoEs is conducting a Capability-Based Assessment (CBA) of all BCT and below Reconnaissance and Security formations
 - Recommend DOTMLPF changes and required materiel solutions to DOD
- 1/1st Cavalry Division with support from MCoE and the National Training Center will conduct DATE rotation in FEB 14 with Scout Squad design
 - The purpose to gather data on versatility, survivability, protection, mobility and firepower of Scout Squad to conduct effective reconnaissance and security operations.





COURSE CAREER TIMELINE



Squad and Tm Leader;
Recon member

LRS, JSOC, and
New to Recon Role

Reconnaissance & Surveillance Leader

Career Progression: Post initial Training, WLC, RSLC, ALC

Audience: Young leaders, special teams (ODA/OGA) or leaders new to reconnaissance who operate in reconnaissance and security organizations.

Students: SPC-SSG; and select Junior Company Grade Officers

Leader Development : Teaches the “science” of gathering and reporting information. Individual land nav, stalking, and selection, occupation, and concealment of surv sites



Section Leader

Platoon Leadership

Army Reconnaissance

Career Progression: ALC, ARC, SLC
Officer Progression: BOLC, ARC, MCCC

Audience: More experienced leaders developing skills to provide reconnaissance & security for platoon operations.

Students: Branch qualified SSG, SFC, PL.

Leader Development : The ARC fosters intangible attributes: adaptability, anticipation, risk management, deliberate thinking, initiative.



Troop Leadership

Squadron Staff

Cavalry Leader

Career Progression Btl Staff, SLC, CLC
Officer Progression: MCCC, CLC or post ILE

Audience: Experienced leaders involved in planning and conducting reconnaissance collection and security tasks.

Students: MSG, WO, & Troop/Staff Leaders

Leader Development : The CLC develops skills in asset synchronization, equipment employment & R&S tech at Trp and above levels

The Army trains Scouts in a variety of developmental schools to include: RSLC, ARC, Ranger, Pathfinder, Sniper, JFO, Mountain Warfare, Master Gunner, and Javelin



SCHOOL OF RECONNAISSANCE AND SECURITY



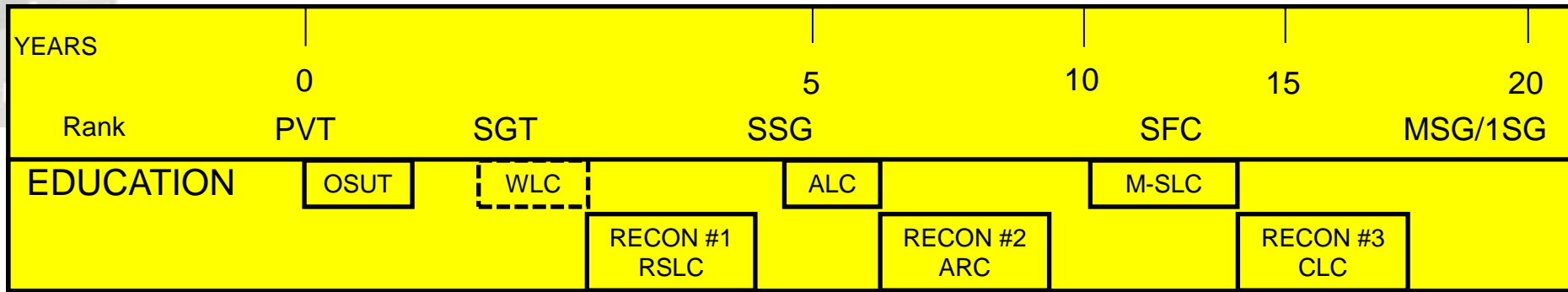
RECON #1
 Reconnaissance Surveillance
 Leaders Course (RSLC)
 29 Days

RECON #2
 Army
 Reconnaissance
 Course (ARC)
 27 TNG Days
 (42 Total)

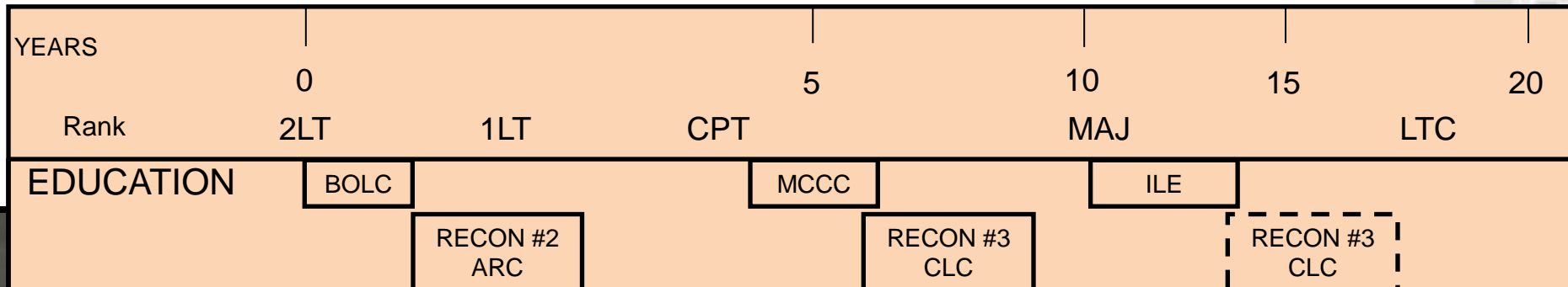
RECON #3
 Cavalry Leaders
 Course (CLC)
 15 Days

Intermediate Leader
 Education
 (ILE/CGSC) Elective
 course for all Majors
 going to CAV SQDNs
 or R&S Brigade

NCO



OFFICER





Observations from Squadron Command

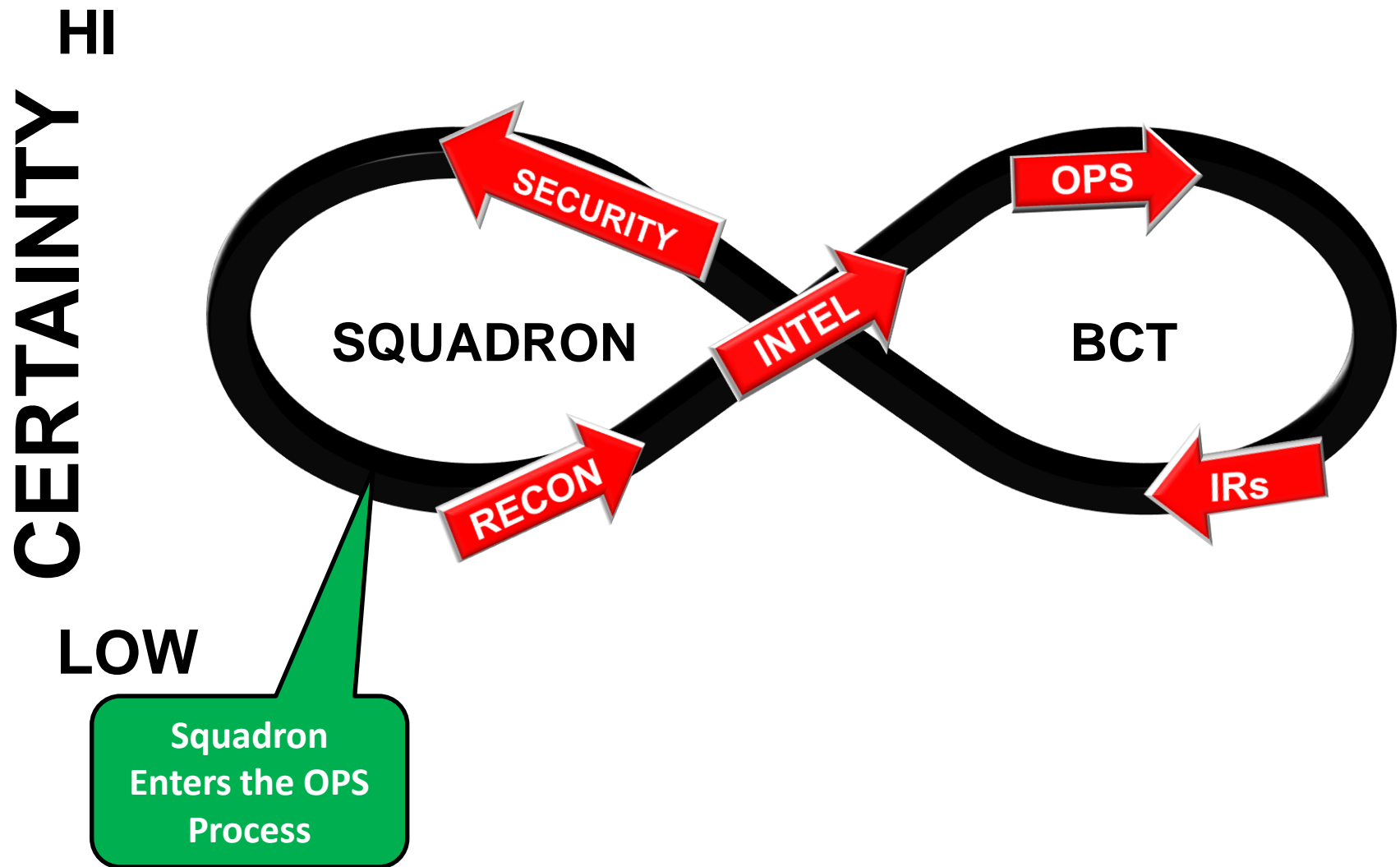


- Definition of reconnaissance from platoon through squadron levels
- Importance of visual contact (why and how to win it)
- METT-TC variables drive tactical decisions (requires continuous assessment)
- Squadron Operations drive Brigade Intelligence and Operations
- PIR/SIR/Indicator linkage in operations process at all levels
- Planning and Synching R&S operations...making the leap from maneuver to R&S
- Measuring Effectiveness of R&S operations
- Planning and executing fires
- Integration of dismounts, especially with 18 per platoon
- Immense value of ARC and CLC
- Actions on Contact must be trained for all forms of contact, including Civilian

**Reconnaissance and Security requires expertise
(Training, Education and Experience)**



Operational Framework





Visual Contact of the Enemy is the Preferred form of contact

- Recon Fundamentals**
- Retain Freedom to maneuver
 - Ensure Continuous Reconnaissance
 - Don't Keep Recon Assets in Reserve
 - Gain and Maintain threat Contact
 - Orient on the Recon Objective
 - Report all info rapidly and accurately
 - Develop the situation rapidly

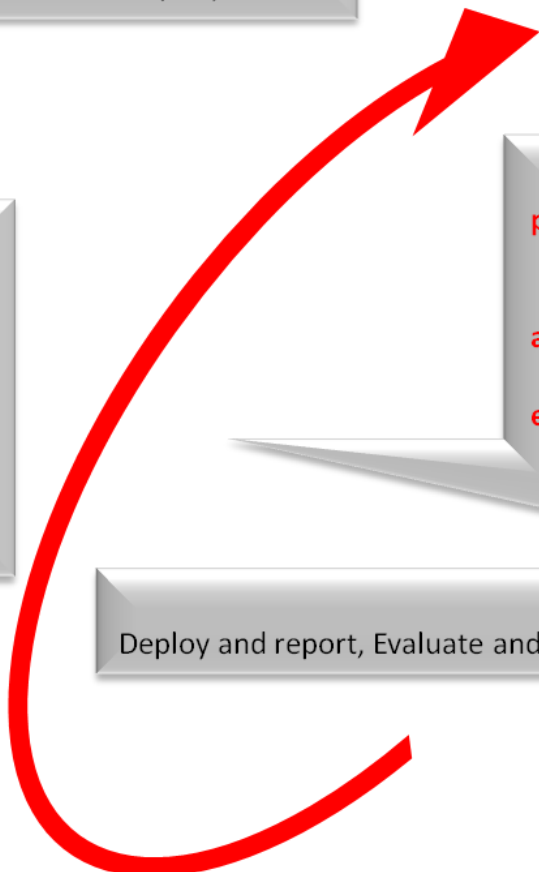
- 8 Forms of Contact
- VISUAL**
- CBRN
 - Aircraft
 - Non-Hostile
 - Electronic Warfare
 - Indirect
 - Direct
 - Obstacles

- Security Fundamentals**
- Provide early and accurate warning
 - Provide reaction time and maneuver space
 - Orient on the force, area, or facility to be protected
 - Perform continuous reconnaissance
 - Maintain threat contact

Controlling the Tempo allows you to decide what Form of contact you want to impose on the enemy.

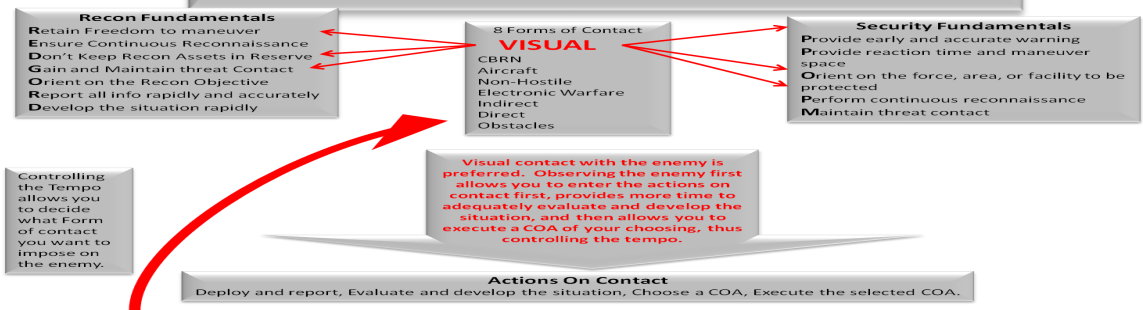
Visual contact with the enemy is preferred. Observing the enemy first allows you to enter the actions on contact first, provides more time to adequately evaluate and develop the situation, and then allows you to execute a COA of your choosing, thus controlling the tempo.

Actions On Contact
 Deploy and report, Evaluate and develop the situation, Choose a COA, Execute the selected COA.

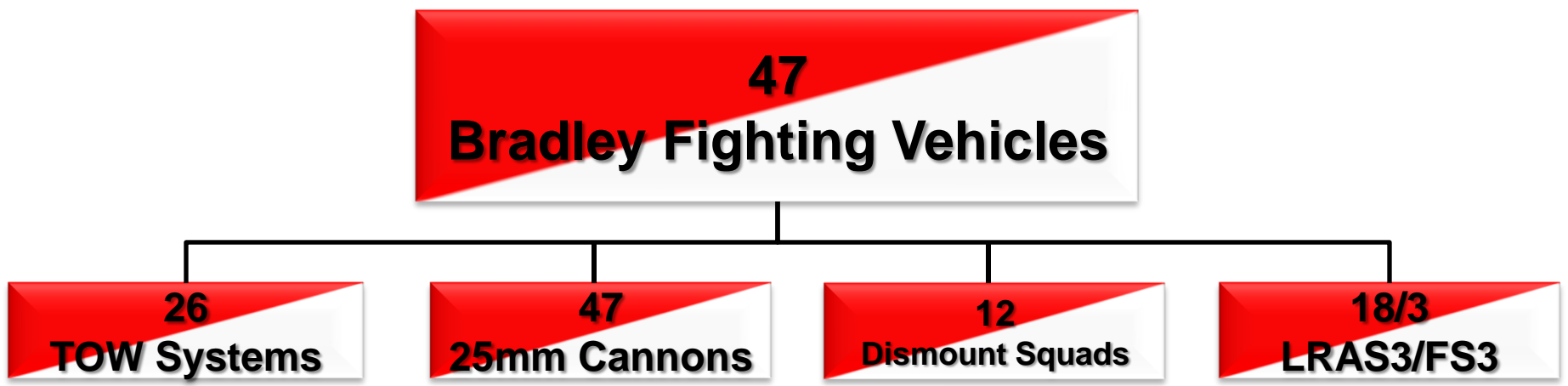




Visual Contact of the Enemy is the Preferred form of contact

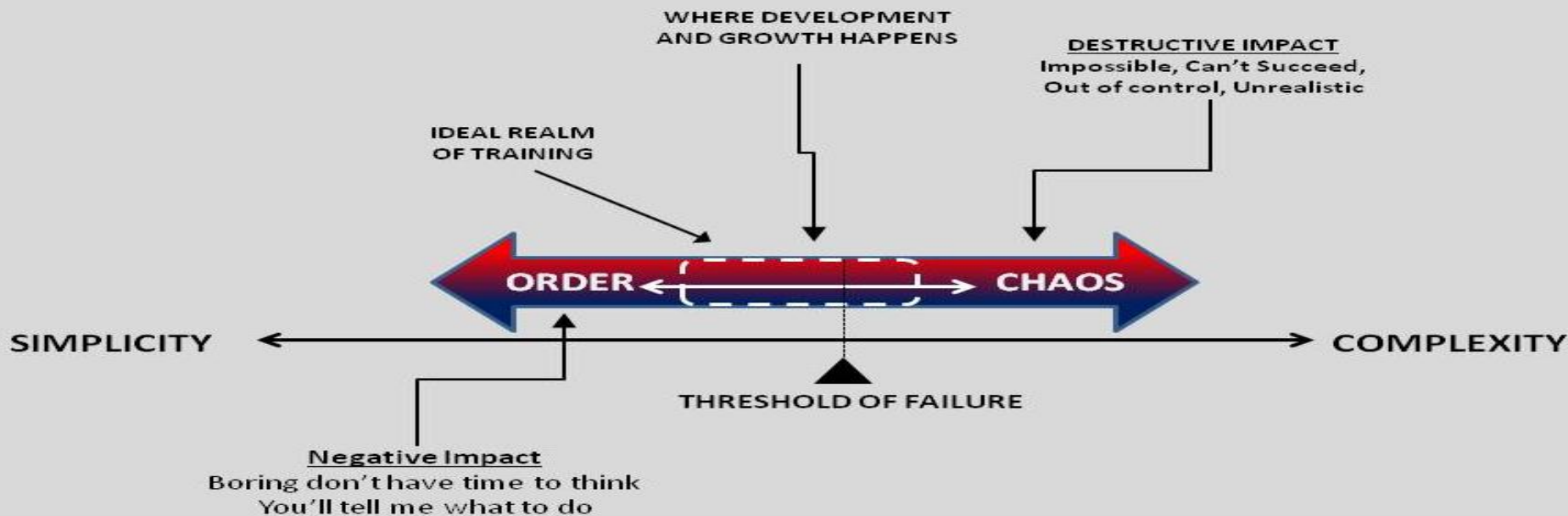


- New Task Organization allows the Cavalry to establish visual contact outside of threat standoff. (Mounted and Dismounted)
- Based on METT-TC the Cavalry can rapidly change to fighting for information.



**New MTOE Provides:
Versatility, Survivability, Protection, Mobility, and Firepower**

TRAINING AT THE THRESHOLD OF FAILURE



	<u>Section Certification</u>	<u>Platoon Certification</u>	<u>EXEVAL, NTC, and Beyond</u>
M	Key Tasks to be Trained: <ul style="list-style-type: none"> ▪Conduct a Zone Reconnaissance ▪Conduct a Screen ▪Conduct Infiltration ▪Conduct Troop-Leading Procedures ▪Establish an Observation Post ▪Integrate Indirect Fire Support 	Key Tasks to be Trained: <ul style="list-style-type: none"> ▪Conduct Reconnaissance Operations ▪Conduct Security Operations ▪Conduct CASEVAC Operations ▪Conduct Recovery Operations ▪Conduct CBRN Operations ▪Conduct Mission Command ▪Conduct Civilian forms of contact 	Troop METL <ul style="list-style-type: none"> ▪Conduct Reconnaissance ▪Conduct Security Operations ▪Conduct Mission Command ▪Protect the Force
E	Visual only, Mounted & Guerilla	CBRN-E , Direct, Indirect Fire	All forms of contact possible
T	FHTX LG 5/6 , 100+ F, extreme rain	FHTX LG 5/6, 90+ F	FHTX, NTC, World Wide Deployments
T	SEC Focused, PLT/TRP enabled	PLT Focused, TRP Enabled	TRPs Trained and employed by SQDN
T	36 hour duration	72 hour duration	Capable of extended duration operations
C	FHTX daily traffic on MSRs	COB likely	Trained on all Civilian forms of contact



Garryowen 1st Quarter Planned Training



1st Quarter

Month	OCT					NOV					DEC					
Week	01	02	03	04	05	06	07	08	09	10	11	12	13	14		
Red	A TRP	B TRP	C TRP	A TRP	B TRP	C TRP	A TRP	B TRP	C TRP	A TRP	B TRP	C TRP	A TRP	B TRP		
Amber	DFST	HHT	DFST	HHT	DFST	HHT	DFST	HHT	DFST	HHT	DFST	HHT	DFST	HHT		
MSN CMD	Train up on BFS3UP															
	EFMB Train Up			EFMB		CCTT					MILES Lethality		LTP(T)			
	PDSS			CCTT		Gunnery Tables VII-XII		WST		CALFEX			Small Arms Density			
	Stab Gunnery Tables II-VI		PlanEX		CP/TOC Operations										Prep for NTC	
MVMT MNVR	★ CMD DIR															
	Stab Gunnery Tables II-VI		Gunnery Tables VII-XII			CCTT					★ BDE LPD					
Intel	Gunnery Tables VII-XII			★ BDE LPD		CALFEX			★ CDR PT		LTP(T)					
Fires	Gunnery Tables VII-XII			★ CDR PT		CALFEX										
SUST.	Services															
	Stab Gunnery Tables II-VI		Gunnery Tables VII-XII					CALFEX			Services					
PRO	CBRNE Training															
	Stab Gunnery Tables II-VI		Gunnery Tables VII-XII					Leave Prep			MILES Lethality					
								CALFEX			Small Arms Density					

Opportunity Leave Window

Opportunity Leave Window



Measures of Performance: Deliberate Practice of Fundamental Scout Tasks



Task 1: 07-2-5081 – Conduct Troop-Leading Procedures

- Receive the Mission
 - a. Review mission statement
 - b. Review specified tasks
 - c. Identify implied tasks
 - d. Enemy disposition/composition
 - e. OAKOC
 - f. Time available
- Issue a warning order
- Make a tentative plan
- Start necessary movement
- Reconnoiter
- Complete the plan
- Issue the complete order
 - a. Information Requirements
 - b. Reconnaissance Guidance
 - c. Graphic Control Measures
 - d. Engagement/Disengagement Criteria
- Supervise

Task 3: 171-121-4004 – Conduct a Screening Mission

- Determine critical tasks performed during the screen mission to include:
 - a. Maintaining continued surveillance of all NAI or high-speed avenues of approach into sector.
 - b. Providing early warning of enemy approach.
 - c. Maintaining enemy contact.
 - d. Reporting enemy activity.
 - e. Coordinating with other combat elements.
 - f. Impeding / harassing the enemy by controlled use of artillery fires.
 - g. Determining how noncombatants' movements in the sector affects the screen.
- Conduct a leader's reconnaissance.
 - a. Identify high-speed avenues of approach.
 - b. Identify NAIs.
 - c. Identify the general location of observation posts (OPs).
 - d. Determine number of OPs required.
- Direct occupation of OPs.
 - a. Supervise OP improvements.
 - b. Report OP locations to higher headquarters along with their combat identification procedures.

Task 2: 17-2-0320 – Conduct Infiltration

- Ensures routes avoid obstacles and provide cover and concealment by placing terrain between friendly and threat forces
- Identifies whether unit moves mounted, dismounted, or a combination of the two.
- Identifies whether unit will move as a single element or in echelon
- Engagement criteria and actions on contact.
 - a. Medical evacuation.
 - b. Vehicle recovery.
- Unit conducts infiltration.
 - a. Separates into infiltrating elements at designated point.
 - b. Initiates fires for suppression and deception.
 - c. Moves along concealed primary or alternate routes that avoid:
 - i. Silhouetting moving units / personnel.
 - ii. Obstacles.
 - iii. Enemy / threat positions.
 - iv. Populated areas.
 - v. Main avenues of approach.
 - vi. Heavily traveled routes and trails.
- Maintains dispersion and noise, light, and camouflage discipline.
- By element, avoids detection by halting and hiding.

Task 4: 07-2-3036 – Integrate Indirect Fire Support

- Unit leader or FO employs indirect fire support using available communications.
 - a. Ensures all available supporting fires are executed in a timely manner and accomplish the prescribed result IAW the fire plan and execution matrix.
- Calls for fire.
 - a. Proper standardized call for fire (CFF) format.
 - b. Proper radio communications procedures to call for fire.
 - c. Observer identification and warning order. (Adjust fire, fire for effect, suppress, or immediate suppression.)
 - d. Target location methods. (Grid, polar, or shift from a known point.)
 - e. Target description using size and or shape, nature / nomenclature, activity, protection / posture.
 - f. Various techniques for area adjustment, such as:
 - i. Successive bracketing.
 - ii. One round adjustment.
 - iii. Creeping fire.; especially for danger close
- Subsequent corrections.
- Fire for effect when burst is within 50 meters.
- Ensures the impact of the adjustment rounds is close enough to have the desired effects with the first volley fired.



Measure of Effectiveness: Timely & Accurate Reporting



OPFOR Action

BLUFOR Report

Time	Task	Location	Size, MGRS, Uniform
2100 - 2110	Movement into the AO and vehicle self recovery	RT Titans	9 PAX, 1 LMTV, 1 HMMWV, 14RPV192706, Navy Blue ACU's
2215	Establish OP Slice	RT Titans	2 PAX, 1 HMMWV, 14RPV17607052, Navy Blue ACU's
0015	Resupply OP Slice with unmarked crates	RT Titans	3 PAX, 1 LMTV, 14RPV17607052, Navy Blue ACU's
0100	OP Intentionally give away position	RT Titan (OP Slice)	2 PAX, 1 HMMWV, 14RPV17607052, Navy Blue ACU's
0215	Establish OP Squirt	RT Oilers	2 PAX, 1 HMMWV, 14RPV20747032, Navy Blue ACUs
0300	Set up Obstacles	RT Titan (OP Slice)	2 PAX, 1 HMMWV, 14RPV17267065, Navy Blue ACU's
0400	Establish OP Sprite	RT Titans	2 PAX, 1 HMMWV 14RPV166718, Navy Blue ACU's
0600	Builds a weapons cache along RT Oilers and cover it with camo net	RT Oilers	2 PAX, 1 HMMWV, 14RPV19306980, Navy Blue ACU's
0730	Soldiers digging beside roads	RT Titans	2 PAX, 1 HMMWV, 14RPV16557100, Navy Blue ACU's
0830	Resupply OP Squirt, Sprite, and Slice	RT Titans / RT Oilers	2 PAX, 1 HMMWV 14RPV18747016, Navy Blue ACU's
0930	Set up Mortar tube	RT Titans (OP Slice)	2 PAX, 1 HMMWV, 14RPV17607052, Navy Blue ACU's

Projected Time	Time of Report	BLUE 1 / GREEN 4
2100 - 2110		
2215		
0015		
0100		
0215		
0300		
0400		
0600		
0730		
0830		
0930		

How timely & accurate are the section's reports?

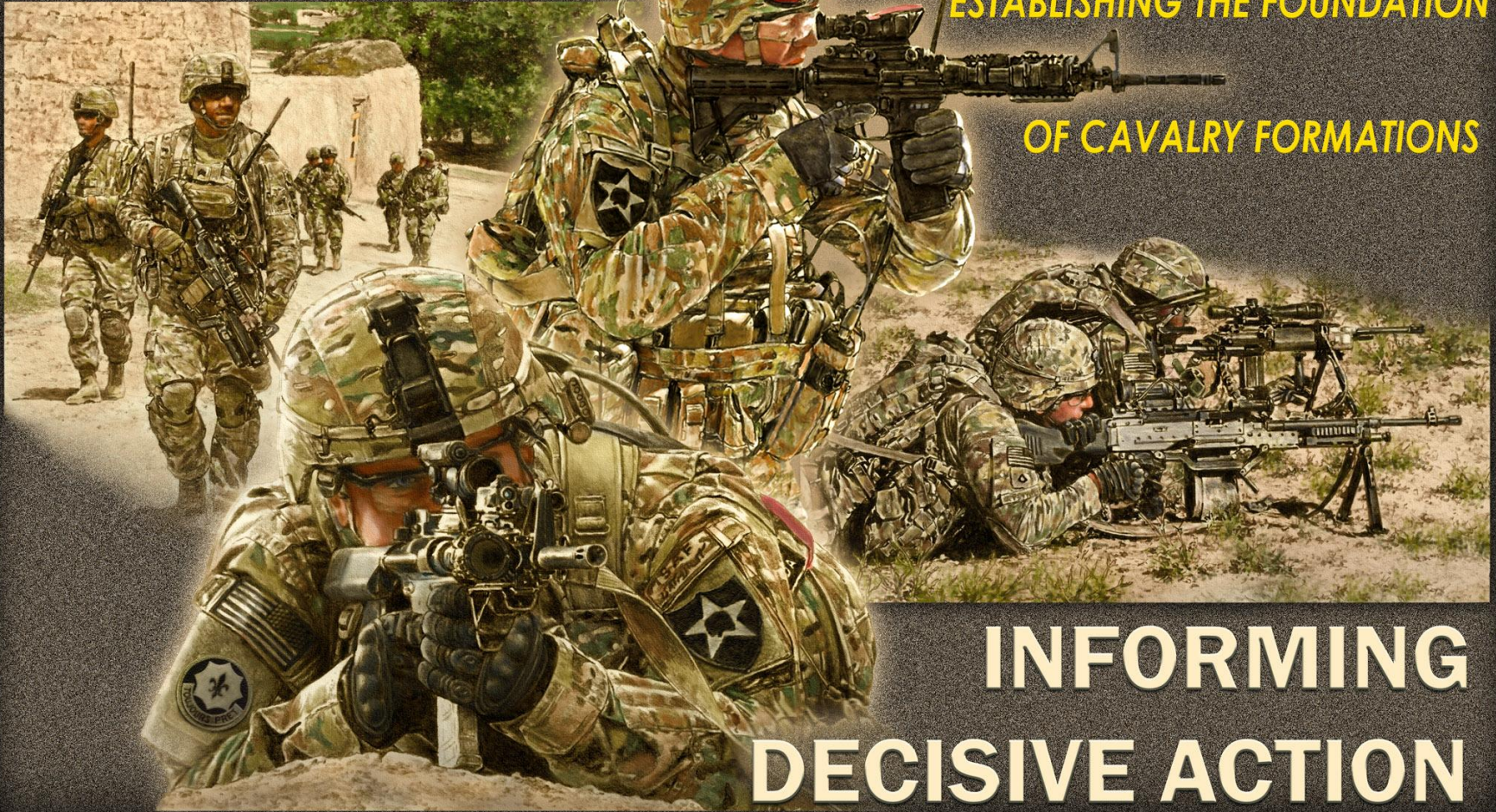
Do they help build a common operating picture?

Did we develop SU for BCT?

QUESTIONS

SCOUT SQUAD:

ESTABLISHING THE FOUNDATION
OF CAVALRY FORMATIONS



INFORMING
DECISIVE ACTION



THE UNITED STATES ARMY
ARMOR SCHOOL



SCOUT SQUAD

2013 Problem Statement:

Scout Squads and platoons across all BCTs lack uniform versatility, survivability, protection, mobility, and firepower to conduct effective reconnaissance and security operations during current combined arms maneuver and wide area security.

- Integrating intelligence and operations to answer PIR
- Developing the situation in close contact with the enemy and civilian populations
- Creating and maintaining options for the commander
- Conducting combined arms maneuver to gain and maintain a position of advantage
- Preserving freedom of movement and action

MWFC #1: How to develop and sustain a high degree of situational understanding while operating in complex environments against determined, adaptive enemy organizations.

MWFC #2: How to conduct effective air-ground combined arms reconnaissance to rapidly develop the situation in close contact with the enemy and civilian populations.

MWFC #4: How to conduct security operations across wide areas to secure the force, critical infrastructure, or critical activities (e.g. development of indigenous security forces or establishment of legitimate governance/rule of law).

Objectives:

- Inform the force of the status of the FY13 Scout Squad FDU's in ABCT & IBCT
- Clarify the opportunities and challenges across the DOTMLPF associated with employing the dismount capability
- Inform the audience of the 1/1 CD data collection plan scheduled for the Feb 2014 CTC rotation

Outcomes:

The discussion group participants have a better understanding of the purpose and logic of the Scout Squad FDU's in ABCT & IBCT.
There is momentum behind shift in focus – establishing the Scout Squad as the foundation for all Cavalry formations

Question 1:

How do we get our Reconnaissance and Security formations the DOTMLPF support needed to accomplish their mission?

Question 2:

How do we train and educate future Scouts and Leaders for the demands of the future battlefield?

Question 3:

How can we maximize air-ground combined arms reconnaissance?

Question 4:

What training challenges are presented when transforming the ABCT or IBCT Scout formations?

