

ARMY, MARINE CORPS, NAVY, AIR FORCE



DSCA

MULTI-SERVICE TACTICS, TECHNIQUES, AND PROCEDURES FOR DEFENSE SUPPORT OF CIVIL AUTHORITIES (DSCA)

ATP 3-28.1
MCWP 3-36.2
NTTP 3-57.2
AFTTP 3-2.67

SEPTEMBER 2015

DISTRIBUTION STATEMENT A: Approved for public release,
distribution is unlimited.

*Supersedes ATP 3-28.1/MCWP 3-36.2/NTTP 3-57.2/AFTTP 3-
2.67, dated 11 February 2013.

MULTI-SERVICE TACTICS, TECHNIQUES, AND PROCEDURES

FOREWORD

This multi-Service tactics, techniques, and procedures (MTTP) publication is a project of the Air Land Sea Application (ALSA) Center in accordance with the memorandum of agreement between the Headquarters of the Army, Marine Corps, Navy, and Air Force doctrine commanders directing ALSA to develop MTTP publications to meet the immediate needs of the warfighter.

This MTTP publication has been prepared by ALSA under our direction for implementation by our respective commands and for use by other commands as appropriate.



WILLARD M. BURLESON III
Brigadier General, US Army
Director
Mission Command Center of Excellence



R. B. TURNER JR
Brigadier General (Sel), US Marine Corps
Director
Capabilities Development Directorate



S. A. STEARNEY
Rear Admiral, US Navy
Commander
Navy Warfare Development Command



TIMOTHY J. LEAHY
Major General, US Air Force
Commander
Curtis E. Lemay Center for Doctrine
Development and Education

This publication is available through the following websites:

ALSA (<http://www.alsa.mil/>);

US Army (<https://armypubs.us.army.mil/doctrine/index.html>);

US Marine Corps (<https://www.doctrine.usmc.mil/>);

US Navy at Navy Doctrine Library System (<https://ndls.nwdc.navy.mil/>);

US Air Force at Air Force E-Publishing System (<http://www.e-publishing.af.mil/>);

and Joint Electronic Library Plus (<https://jdeis.js.mil/jdeis/index.jsp?pindex=0>).

PREFACE

1. Purpose

This publication identifies multi-Service tactics, techniques, and procedures (MTTP) for Defense Support of Civil Authorities (DSCA). At the tactical level, it assists military planners, commanders, and individual Department of Defense (DOD) components employing military resources and integrating with National Guard Civil Support activities while responding to domestic emergencies in accordance with United States (US) law.

Note: For the Army, the term “command and control” was replaced with “mission command.” Mission command now encompasses the Army’s philosophy of command (still known as mission command) as well as the exercise of authority and direction to accomplish missions (formerly known as command and control).

2. Scope

This publication provides procedures for actions taken by DOD components when directed to support local, territorial, state, federal, or tribal agencies responding to domestic emergencies. Support can be: expertise, equipment, personnel, plans, organization, communication, training, or other resources.

3. Applicability

This publication establishes MTTP applicable to DOD components tasked with supporting domestic incident response, including: natural or man-made disaster response operations, national special security events (NSSEs), or support to law enforcement. This MTTP enables DOD organizations to integrate their capabilities with civil authorities into response operations. The focus of this MTTP is on those DOD forces serving in a Title 10, United States Code (USC) role. National Guard Civil Support in either a Title 32, USC or state active duty role are discussed, but are not limited by the discussion within this MTTP.

4. Implementation Plan

Participating Service command offices of primary responsibility will review this publication, validate the information; and, where appropriate, reference and incorporate it in Service manuals, regulations, and curricula as follows:

Army. Upon approval and authentication, this publication incorporates the tactics, techniques, and procedures contained herein into the US Army Doctrine and Training Literature Program as directed by the Commander, US Army Training and Doctrine Command (TRADOC). Distribution is in accordance with applicable directives listed on the authentication page.

Marine Corps.¹ The Marine Corps will incorporate the procedures in this publication in US Marine Corps doctrine publications as directed by the Deputy Commandant, Combat Development and Integration (DC, CD&I). Distribution is in accordance with the Marine Corps Publication Distribution System.

Navy. The Navy will incorporate these procedures in US Navy training and doctrine publications as directed by the Commander, Navy Warfare Development Command

¹ Marine Corps PCN: 143 000170 00

(NWDC) [N5]. Distribution is in accordance with *MILSTRIP/MILSTRAP Desk Guide*, Naval Supply Systems Command Publication 409.

Air Force. The Air Force will incorporate the procedures in this publication in accordance with applicable governing directives. Distribution is in accordance with Air Force Instruction 33-360, *Publications and Forms Management*.

5. User Information

- a. US Army Combined Arms Center; Headquarters Marine Corps, DC, CD&I; NWDC; Curtis E. LeMay Center for Doctrine Development and Education (LeMay Center); and Air Land Sea Application (ALSA) Center developed this publication with the joint participation of the approving Service commands. ALSA will review and update this publication as necessary.
- b. This publication reflects current joint and Service doctrine, command and control organizations, facilities, personnel, responsibilities, and procedures. Changes in Service protocol, appropriately reflected in joint and Service publications, will be incorporated in revisions to this document.
- c. We encourage recommended changes for improving this publication. Key your comments to the specific page and paragraph and provide a rationale for each recommendation. Send comments and recommendations directly to:

Army

Commander, US Army Combined Arms Center
ATTN: ATZL-MCK-D
Fort Leavenworth KS 66027-6900
DSN 552-4885 COMM (913) 684-4885
E-mail: usarmy.leavenworth.mccoe.mbx.cadd-org-mailbox@mail.mil

Marine Corps

Deputy Commandant for Combat Development and Integration
ATTN: C116
3300 Russell Road, Suite 204
Quantico VA 22134-5021
DSN 278-3616/6233 COMM (703) 784-3616/6233
E-mail: doctrine@usmc.mil

Navy

Commander, Navy Warfare Development Command
ATTN: N52
1528 Piersey St, Building O-27
Norfolk VA 23511-2723
DSN 341-4185 COMM (757) 341-4185
E-mail: NRFK_NWDC_DOCTRINE_AO@navy.mil

Air Force

Commander, Curtis E. LeMay Center for Doctrine Development and Education
ATTN: DDJ
401 Chennault Circle
Maxwell AFB AL 36112-6428
DSN 493-7864/1681 COMM (334) 953-7864/1681
E-mail: LeMayCtr.DDJ.wrklw@us.af.mil

ALSA

Director, ALSA Center
114 Andrews Street
Joint Base Langley-Eustis VA 23665-2785
DSN 575-0902 COMM (757) 225-0902
E-mail: alsadirector@us.af.mil

This page intentionally left blank.

SUMMARY OF CHANGES

ATP 3-28.1/MCWP 3-36.2/NTTP 3-57.2/AFTTP 3-2.67, *Multi-Service Tactics, Techniques, and Procedures for Defense Support of Civil Authorities (DSCA)*.

This revision provides an update and restructure of the February 2013 document. It:

Updates:

- And clarifies how the United States Coast Guard uses its normal statutory authorities while responding to domestic operations and does not utilize Department of Defense specific DSCA tactics, techniques, and procedures.
- And consolidates two previous chapters into chapter IV.
- Mission approval procedures and DSCA standing rules for the use of force (chapter II).

Deletes:

- Appendix A.

Adds:

- A maritime forces section and moves content to chapter I.
- Dual-status commander command structure and procedures into chapter I.
- Incident awareness assessment and using unmanned aircraft systems to chapter II.
- Explosive ordnance disposal and military working dogs sections to chapter IV.
- A cyberspace section to chapter V.
- New appendices A, B, and C.

This page intentionally left blank.

***ATP 3-28.1
MCWP 3-36.2
NTTP 3-57.2
AFTTP 3-2.67**

ATP 3-28.1 US Army Training and Doctrine Command
Joint Base Langley-Eustis, Virginia
US Army Combined Arms Center
Fort Leavenworth, Kansas

MCWP 3-36.2 Headquarters, USMC, Deputy Commandant, CD&I
Quantico, Virginia

NTTP 3-57.2 Navy Warfare Development Command
Norfolk, Virginia

AFTTP 3-2.67 Curtis E. LeMay Center for Doctrine
Development and Education
Maxwell Air Force Base, Alabama

25 SEP 2015

DSCA

MULTI-SERVICE TACTICS, TECHNIQUES, AND PROCEDURES FOR DEFENSE SUPPORT OF CIVIL AUTHORITIES (DSCA)

EXECUTIVE SUMMARY	xi
CHAPTER I THE HOMELAND AND DEFENSE SUPPORT OF CIVIL AUTHORITIES (DSCA) OPERATING ENVIRONMENT	1
1. Background.....	1
2. Authorities Governing DSCA	2
3. Legal Landscape	3
4. Overview of the National Response Framework (NRF), National Incident Management System (NIMS), and Incident Command System (ICS).....	3
5. Overview of the Department of Homeland Security	4
6. Maritime Forces' Capability.....	5
7. Tiered Response Overview.....	7
8. State and NG Responses	8
9. Federal DOD DSCA Response.....	8
10. Request for Assistance (RFA) and Mission Assignment Process	9
11. JFO	9

DISTRIBUTION STATEMENT A: Approved for public release, distribution is unlimited.

*Supersedes ATP 3-28.1/MCWP 3-36.2/NTTP 3-57.2/AFTTP 3-2.67, dated 11 February 2013.

25 SEP 2015 ATP 3-28.1/MCWP 3-36.2/NTTP 3-57.2/AFTTP 3-2.67

vii

12. Parallel Federal and State Military Command Structures	10
13. Dual-Status Commander (DSC) Structure	10
CHAPTER II LEGAL AND POLICY CONSIDERATIONS	13
1. Overview.....	13
2. Approval Authorities.....	14
3. IRA.....	15
4. Emergency Authority.....	16
5. DOD Support to Law Enforcement Agencies (LEA) and Civil Disturbance Operations	17
6. Civil SAR.....	17
7. Operational Constraints and Exceptions to the PCA.....	18
8. Intelligence Oversight	20
9. RUF	21
CHAPTER III GENERAL OPERATIONAL PLANNING AND EXECUTION	29
1. Planning Considerations in the DSCA Environment	29
2. Mission Analysis	29
3. Facilities (Bases, Airports, Seaports, or Sea Basing).....	31
4. Reception, Staging, Onward Movement, and Integration (RSOI)	33
5. Developing SA	34
6. Operational Concept and Initial Planning.....	35
7. Evacuation Considerations	35
8. Communications and Planning Factors	35
CHAPTER IV COMMANDER AND STAFF DEFENSE SUPPORT OF CIVIL AUTHORITIES MISSION CONSIDERATIONS	37
1. Overview.....	37
2. Tactical Level Leadership	37
3. Personnel and Administration	38
4. Intelligence.....	40
5. Plans and Operations	42
6. Logistics and Resource Management.....	45
7. Communications	49
8. Civil Authority Information Support.....	51
9. PAO and PIO	52
10. SJA	54
11. Religious Support.....	55

12. Medical Officer, Surgeon, and Medical Teams	56
13. Aviation	61
14. EOD	62
15. Military Working Dogs (MWD).....	64
CHAPTER V DOMESTIC ACTIVITIES AND SPECIAL EVENTS.....	65
1. Overview.....	65
2. Wildland Firefighting	65
3. Wind Storms (Tropical Cyclones, Hurricanes, Typhoons, and Tornadoes).....	65
4. Earthquakes.....	67
5. Floods	68
6. Winter Storms	70
7. CBRN Incidents	71
8. Special Events	72
9. Cyberspace-Related Incident.....	73
APPENDIX A DEFENSE SUPPORT OF CIVIL AUTHORITIES (DSCA) MISSION APPROVAL AUTHORITIES MATRIX	75
APPENDIX B INCIDENT AWARENESS AND ASSESSMENT (IAA) SUPPORT REQUEST SAMPLE	79
APPENDIX C SUPPORTING TABLES AND FORMATS	81
1. Federal Emergency Support Functions (ESFs)	81
2. United States Marine Corps (USMC) and United States Navy (USN) Maritime Capabilities	82
3. Airfield Planning Considerations	83
4. Seaport Survey	84
5. Task Support Assignments	85
6. Planning for a Military-Assisted Evacuation	86
7. Examples of Defense Support of Civil Authorities (DSCA) Information Requirements.....	87
8. A Medical Situation Report (SITREP) Example	88
REFERENCES.....	89
GLOSSARY	93

List of Figures

Figure 1. DSCA and NGCS	2
Figure 2. ICS	4
Figure 3. FEMA Regions	4
Figure 4. USCG Districts	6
Figure 5. DCE	9

Figure 6.	JFO Structure	10
Figure 7.	DSC Structure	11
Figure 8.	Example Assignment List (ICS 204)	30

List of Tables

Table 1.	A Commander’s SRUF Example for Title 10, USC Forces.....	23
Table 2.	A SRUF Card Template Example for Title 10, USC Forces	24
Table 3.	A RUF Card Template Example for Title 32, USC and SAD NG	26
Table 4.	DSCA Missions Approval Authorities Matrix.....	75
Table 5.	ESFs	81
Table 6.	United States Marine Corps (USMC) and United States Navy (USN) Maritime Capabilities.....	82
Table 7.	Airfield Planning Survey Format	83
Table 8.	Seaport Survey Format	84
Table 9.	Task Support Assignments	85
Table 10.	Sample Survey for a Military-Assisted Evacuation	86
Table 11.	Examples of DSCA Information Requirements.....	87
Table 12.	Medical SITREP Example	88

EXECUTIVE SUMMARY

DSCA

Multi-Service Tactics, Techniques, and Procedures (MTTP) for Defense Support of Civil Authorities (DSCA) describes Title 10, United States Code (USC), military involvement as they operate unilaterally or along with state National Guard (NG) forces in DSCA environments. Military (operating under all authorities) and civilian after-action reports identify the need for expanded joint military and interagency procedures to enhance military and civil interoperability. For effective DSCA operations, active, reserve, and NG personnel operating under differing military authorities should understand the integration of capabilities, duties, and legal limitations as they support state and federal civilian agencies.

DSCA domestic emergencies or activities (including all hazard disaster response operations) present unique challenges for the Department of Defense (DOD) because personnel work under differing legal authorities and chains of command when coordinating and working with non-DOD, state, local, and tribal agencies. This publication enhances military understanding as Title 10, USC, and Title 32, USC, DOD forces work side by side in typical DSCA force organizations and outlines some of the challenges impacting DOD support operations.

Chapter I The Homeland and Defense Support of Civil Authorities (DSCA) Operating Environment

Chapter I provides an overview of how operating in the homeland differs from overseas areas of responsibility. It explains homeland security, homeland defense, and DSCA. This chapter discusses the role of federal military forces and state NG forces. It introduces authorities including: Title 10 and Title 32, USC, and state active duty. This chapter summarizes the National Incident Management System and National Response Framework. It includes a section on basic command and control and illustrates dual-status and parallel command structures. Overall, it emphasizes unity of effort with or without unity of command.

Chapter II Legal and Policy Considerations

Chapter II highlights the unique legal and policy considerations associated with DSCA operations. It discusses approval authorities, immediate response authority, disaster response under the Posse Comitatus Act and the Robert T. Stafford Disaster Relief and Emergency Assistance Act (Stafford Act). Furthermore, it addresses rules for using force and intelligence oversight, and using DOD imagery support.

Chapter III General Operational Planning and Execution

Chapter III highlights general planning and execution considerations in a DSCA environment, such as facility availability, evacuation considerations, and communications. This chapter focuses on factors unique to the DSCA mission.

Chapter IV Commander and Staff Defense Support of Civil Authorities (DSCA) Mission Considerations

Chapter IV provides DSCA environment-specific planning and execution considerations for military forces. This chapter describes and compares the overall responsibility of

each key billet and its coordination with civilian counterparts. Additionally, it provides a breakdown of anticipated requirements of a typical operation to a tactical-level staff by phase of operation.

Chapter V Domestic Activities and Special Events

Chapter V provides an overview of the environment, impacts, and likely military missions for specific DSCA events, including: wildfires; earthquakes; floods; winter storms; chemical, biological, radiological, and nuclear events; special events; and cyber-attacks.

Appendix A Defense Support of Civil Authorities (DSCA) Approval Authorities Matrix

Appendix A provides approval authority and applicable guidance for unmanned aircraft systems and intelligence community capabilities for multiple operations (e.g., DSCA, civil disturbance operations, search and rescue, support of law enforcement agencies and training).

Appendix B Sample 9-Line Incident Awareness and Assessment Approval Request

Appendix B provides a list of information needed when submitting an incident, awareness, and assessment request in support of DSCA operations.

Appendix C Supporting Tables and Formats

Appendix C organizes additional information requirements, surveys, and capabilities into formats and tables.

PROGRAM PARTICIPANTS

The following commanders and agencies participated in creating this publication:

Joint

North American Aerospace Defense Command (NORAD) and US Northern Command (USNORTHCOM) J5, Peterson AFB, Colorado
The Joint Staff J5, Plans Directorate of Joint Staff, Suffolk, Virginia
Joint Improvised Explosive Devices Defeat Organization, Reston, Virginia

Army

US Army Combined Arms Center, Fort Leavenworth, Kansas
US Army Training and Doctrine Command (TRADOC), Joint Base Langley-Eustis, Virginia
US Army South, Fort Sam Houston, Texas
US Army Maneuver Support Center of Excellence, Fort Leonard Wood, Mississippi
US Army, Headquarters, Alexandria, Virginia

Marine Corps

US Marine Corps Forces North, New Orleans, Louisiana

Navy

Navy Warfare Development Command (NWDC), Norfolk, Virginia
US Fleet Forces Command, Norfolk, Virginia
Naval Expeditionary Command (NECC), Norfolk, Virginia

Air Force

Air Combat Command Future Operations, Joint Base Langley-Eustis, Virginia
Air Combat Command Judge Advocate General, Joint Base Langley-Eustis, Virginia

Coast Guard

US Coast Guard Headquarters, Washington, District of Columbia
US Coast Guard Force Readiness Command, Portsmouth, Virginia

National Guard

National Guard Bureau, Pentagon, Washington, District of Columbia
Army National Guard Office, Arlington, Virginia
Air National Guard Readiness Center, Joint Base Andrews, Maryland

This page intentionally left blank.

Chapter I
**THE HOMELAND AND DEFENSE SUPPORT OF CIVIL AUTHORITIES
(DSCA) OPERATING ENVIRONMENT**

1. Background

- a. There are critical differences among homeland defense operations, DSCA, and operations conducted outside the United States (US). Principally, these differences are the roles of civilian organizations; the relationship of military forces to federal, state, tribal, and local agencies; and the legal authorities under which military forces operate. US military personnel must understand the domestic environment so they can legally employ military capabilities efficiently and effectively.
- b. The US exercises sovereignty of its land areas and 12 nautical miles out to sea and has internationally recognized responsibilities extending 200 nautical miles from the coast. Military forces may support civil authorities anywhere within this area, with the proper approvals.
- c. Homeland security and homeland defense are complementary components of the National Security Strategy. Homeland defense is the protection of US sovereignty, territory, domestic population, and critical defense infrastructure against external threats and aggression, or other threats as directed by the President of the United States (POTUS) according to joint publication (JP) 3-27, *Homeland Defense*. Missions are defined as homeland defense if the nation is under a concerted attack. The Department of Defense (DOD) leads homeland defense and is supported by the other federal agencies. In turn, the DOD supports the nation's homeland security effort, which is led by the Department of Homeland Security (DHS). Homeland security is the concerted national effort to: prevent terrorist attacks within the US; reduce America's vulnerability to terrorism, major disasters, and other emergencies; and minimize damage and recover from attacks, major disasters, and other emergencies described in JP 3-28, *Defense Support of Civil Authorities*. A review of the relationship among homeland defense, homeland security, and DSCA is located in JP 3-28. This publication principally focuses on aspects associated with homeland security: DSCA and National Guard Civil Support (NGCS).
- d. DSCA operations are vital aspects of the military's service to the nation. DSCA is support provided by the US federal military forces, DOD, component assets, and National Guard (NG) forces in response to requests for assistance from civil authorities for domestic emergencies, law enforcement support, and other domestic activities, according to DOD directive (DODD) 3025.18, *Defense Support of Civil Authorities*.
- e. The National Guard Bureau (NGB) defines NGCS as support provided by the National Guard (NG) of the states while in state active duty (SAD) status or Title 32, United States Code (USC) duty status to civil authorities for domestic emergencies and designated law enforcement and other activities. Figure 1 provides a comparison of DSCA and NGCS.

Note: Laws and statutes determine whether NG forces are conducting NGCS, DSCA, or both. NG authorities are under Title 32 or Title 10 USC. These authorities as well as duty status (e.g., SAD) determine the restrictions under which NG forces operate and are discussed further in chapter II.

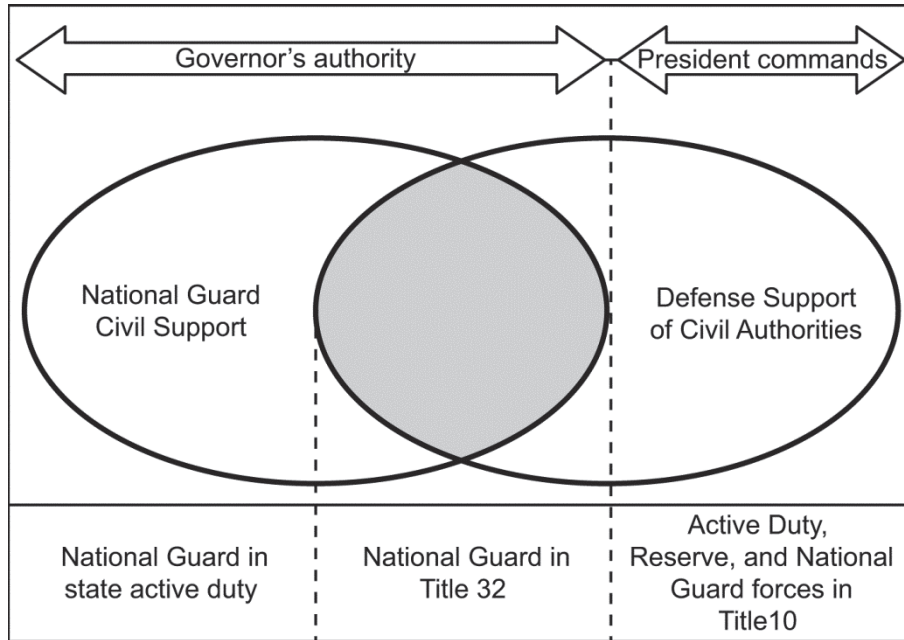


Figure 1. DSCA and NGCS

f. When in support of civilian authorities, all military forces remain under the operational control (OPCON) and administrative control (ADCON) of their federal or state military chains of command. Federal military forces always remain under the command of the POTUS through the Secretary of Defense (SecDef) and the supported combatant commander (CCDR).

g. United States Coast Guard (USCG) forces integrate into the federal response under Title 14, USC authority and remain under the OPCON and ADCON of their USCG chain of command.

2. Authorities Governing DSCA

a. The authorities for provision of DSCA are found in US law, DOD policy, Chairman of the Joint Chiefs of Staff (CJCS) orders, and CCDR orders. The authorities for DOD components to conduct DSCA operations are found in DODD 3025.18, and standing CJCS, US Northern Command (USNORTHCOM), and US Pacific Command (USPACOM) DSCA execute orders (EXORDs). JP 3-28 and Service-specific implementation listed in the references section of this publication provide additional guidance. Chapter II and appendix A discuss approval authority in more detail.

b. Each state has laws specifying NG authority for providing DSCA. Agreements among states for mutual aid under the emergency management assistance compact (EMAC) and memoranda of agreement also fall under state laws. DODD 5105.77,

National Guard Bureau, outlines the responsibilities of the NGB established in federal law.

3. Legal Landscape

Operations conducted by the US military in the homeland and US territories are very different from operations conducted overseas. These homeland operations are conducted under the authority and within the limitations of federal, state, and local laws. During these operations, Titles 10 and 32 USC forces support civil authorities as part of federal or state-led responses. DSCA operations provide a unique legal landscape not typical of the usual range of military operations trained for and conducted by the DOD. Chapter II provides additional information regarding legal considerations.

4. Overview of the National Response Framework (NRF), National Incident Management System (NIMS), and Incident Command System (ICS)

- a. The NRF presents the guiding principles preparing all response partners to provide a unified national response to domestic disasters and emergencies. It establishes a comprehensive, national, all-hazards approach to a domestic incident response. The NRF defines the principles, roles, and structures to organize a national response.
- b. The Federal Government, and many states, use emergency support functions (ESFs) as the primary mechanisms to organize and provide assistance. Under the NRF, ESFs organize into 14 functional areas. Appendix C lists the federally recognized ESFs. Many states have more than 14 ESFs.
- c. The NIMS provides terminology and organizational processes establishing a template for incident management. This system enables unity of effort among local, tribal, state, and federal governments, as well as private sector and nongovernmental organizations (NGOs), in disaster response operations. Five major components make up this system's approach: preparedness; communications and information management; resource management; command and management; and ongoing management, maintenance, and supporting technologies.
- d. The ICS is a management system enabling effective, efficient, and flexible incident management. ICS addresses incident command in terms of single incident, area and unified command. Command and general staffs support the incident commander (IC) with functions depicted in figure 2.

Note: ICS forms are part of the National Interagency Incident Management System.

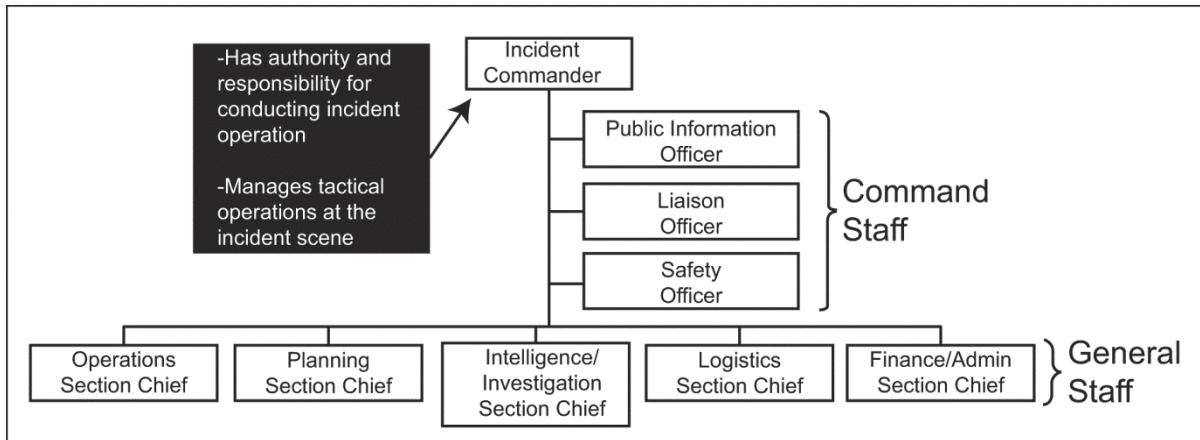


Figure 2. ICS

Note: ICS concept of “command” is different from the military use of this term. Military forces in a DSCA environment will remain under the OPCON and ADCON of the military chain of command. DOD components are not directly under the command of the IC, but instead, work in a supporting role by providing a capability or resource.

5. Overview of the Department of Homeland Security

- a. DHS is a Presidential, cabinet-level organization with the responsibility of security of the homeland, including response to national disasters at the federal level. The Federal Emergency Management Agency (FEMA) and USCG are part of DHS.
- b. FEMA is organized into ten regions, shown in figure 3. Each region serves as the focal point for organizing and coordinating state and federal emergency management for incidents within the region.

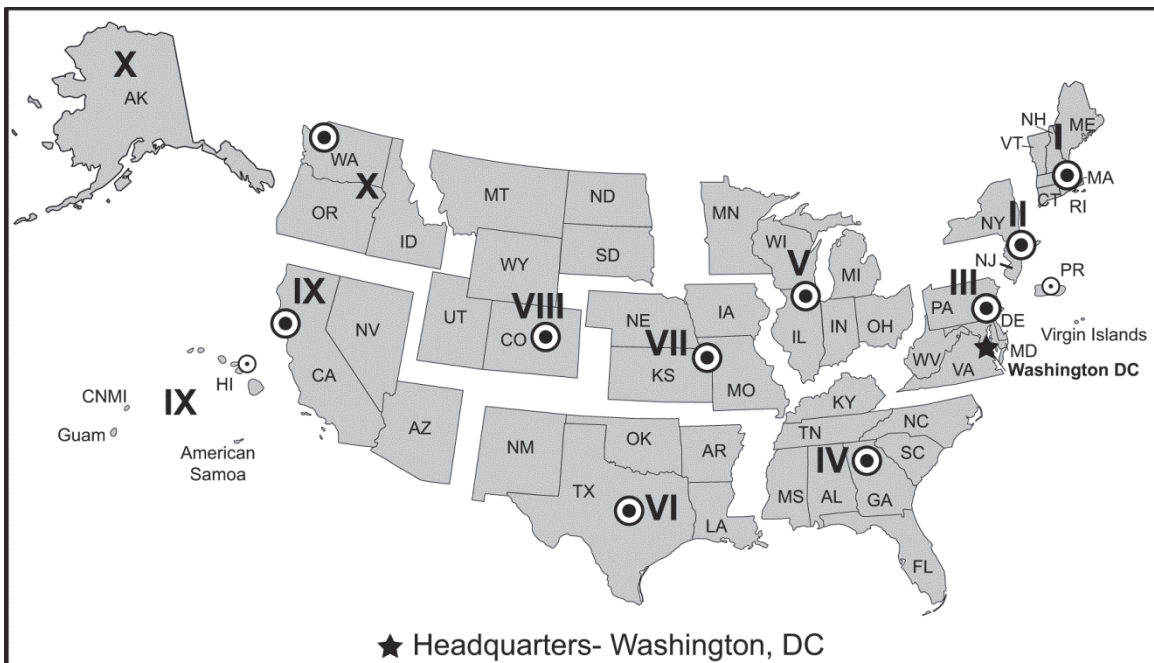


Figure 3. FEMA Regions

6. Maritime Forces' Capability

a. The United States Navy (USN) and United States Marine Corps (USMC) have forces that are useful for DSCA operations. Overseas combat contingencies are their primary missions, but they can serve as dual-use forces for DSCA missions.

(1) USN.

(a) Navy Expeditionary Combat Command (NECC). NECC serves as the single functional command and force provider for the Navy's expeditionary forces.

(b) Coastal Riverine Forces. While primarily tasked with combat theater operations, these small-boat units are useful for shallow water DSCA operations.

(c) Mobile Diving and Salvage Units. Mobile diving and salvage units can survey and clear harbors of navigational hazards, conduct underwater search and recovery, and perform limited underwater repairs.

(d) Naval Construction Force. Navy engineer units, such as Navy mobile construction battalions, construction battalion maintenance units, and underwater construction teams, offer substantial capabilities for route opening, collapsed structure search and rescue (SAR), and expedient infrastructure repair.

(2) USMC.

(a) Commander, Marine Corps Forces North and Commander, Marine Corps Forces Pacific (as subordinate Service components) conduct coordination, planning, and operations in support of DSCA; including maritime DSCA operations.

(b) Naval response to a CCDR identified or anticipated requirement will drive identification of available capabilities, planning, and execution timelines; including marshalling, movement, and embarkation.

(c) To support DSCA operations, Marine units are organized into Marine Air-Ground Task Forces scaled and tailored in accordance with the requirements of each specific situation and mission.

(3) Appendix C depicts dual-use capabilities resident with USN and USMC Forces.

b. The USCG is one of the US Armed Forces, as prescribed in Title 14, USC, Section 1. The USCG executes a variety of missions, including SAR, maritime law enforcement, and defense readiness. The USCG may have support teams assisting the federal response during incidents. Figure 4 shows the USCG districts.

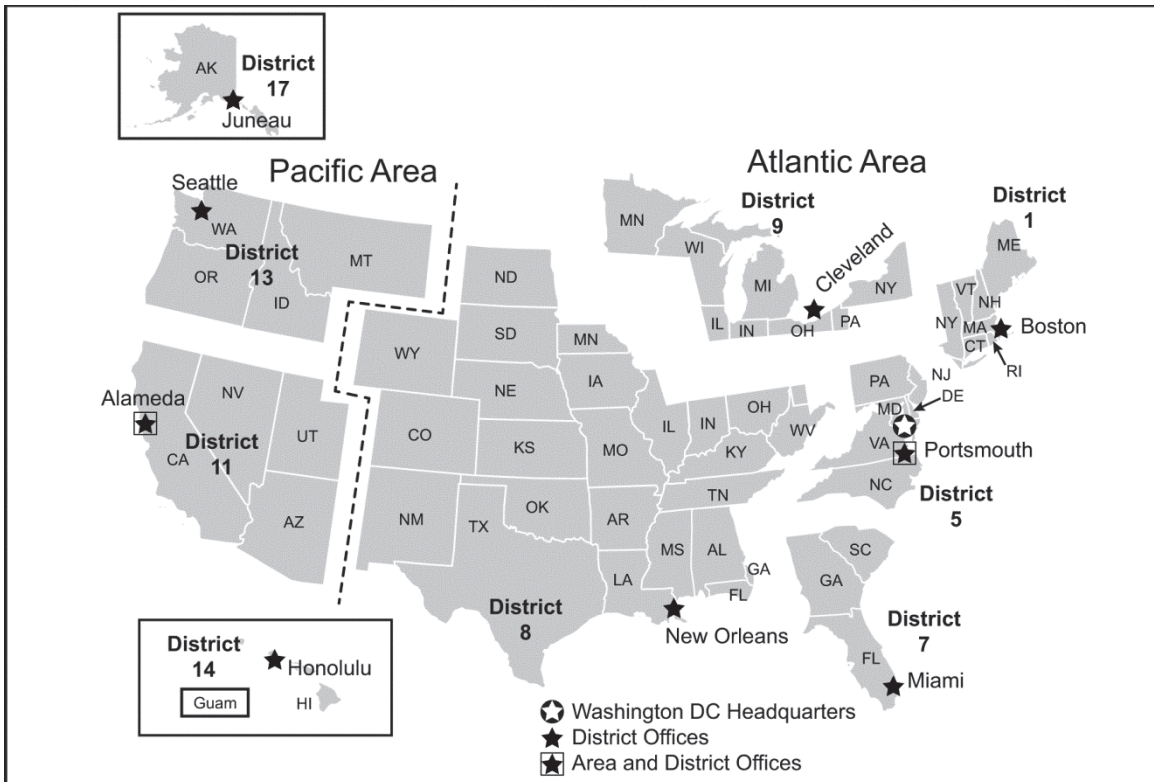


Figure 4. USCG Districts

(1) USCG bases span the US, and a major disaster response likely will involve the USCG. The USCG does not require a declaration of the Robert T. Stafford Disaster Relief and Emergency Assistance Act (Stafford Act) to engage in emergency response activities because this authority is inherent in Title 14, USC, federal laws, and DHS policies covering USCG activities. USCG forces involved in a federal response may include:

- (a) District and sector staffs.
- (b) Marine safety units and detachments.
- (c) Small boat stations.
- (d) Air stations.
- (e) Cutters.
- (f) Strike teams and deployable specialized forces.
- (g) Incident management assist teams.

(2) These assets normally are under the direction of the USCG sector commander who also serves as the:

- (a) USCG captain of the port (COTP).
- (b) Federal on-scene commander.
- (c) SAR mission controller.
- (d) Officer in charge of marine inspection.
- (e) Federal maritime security coordinator.
- (f) Maritime IC for disaster response operations.

(3) Deployable, specialized forces include strike teams providing hazardous materials (HAZMAT) and chemical, biological, radiological, and nuclear (CBRN) response, maritime safety and security teams, maritime security response teams, and tactical law enforcement teams. Deployable specialized forces provide expertise to law enforcement units and augment local forces with small-boat units and personnel.

(4) Aids-to-navigation units provide emergency harbor surveys, in coordination with National Oceanic and Atmospheric Administration (NOAA), to ensure ports and waterways are navigable.

(5) Marine transportation system recovery units and incident management assistance teams are specialized teams that augment local commanders, reestablish port operations, and run large-scale incident responses.

(6) For more information on USCG support of DSCA operations, refer to USCG Commandant Publication (COMDTPUB) P3120.17B, *Incident Management Handbook*.

c. US Army watercraft and water terminal forces provide support for DCSA operations. Their primary mission is bolstering overseas combat contingencies, but they serve as dual-use forces for DSCA missions, often with USN, USMC, and USCG maritime forces.

(1) US Army Forces Command serves as the single, force provider for the Army Forces supporting DSCA operations.

(2) The Army employs watercraft capable of moving supplies, equipment and personnel in shallow coastal waters, inland waterways, and rivers. Army watercraft support logistics operations at sea ports, small terminals, and in environments where shore-based facilities have been damaged or do not exist.

(3) Army terminal units conduct cargo operations in sea ports, water terminals, and environments where shore-based facilities have been damaged or do not exist. Army terminal forces include mobile communications systems and, ocean-going and harbor tug boats and mobile cranes. Army engineer dive teams operate closely with terminal units to conduct port clearance and salvage.

7. Tiered Response Overview

a. The primary responsibility for responding to domestic disasters and emergencies rests with the lowest level of government able to manage the response. If local and state capabilities prove insufficient, state authorities may ask for assistance from other states under existing agreements and compacts. States will normally exhaust their resources and execute existing mutual aid agreements and EMAC before requesting federal assistance. This is known as a tiered response to the disaster.

b. Although tiered response is a guiding principle, the stress of an actual disaster response may overwhelm resources and capabilities almost simultaneously at all response levels. NG forces may receive an alert order through state channels at the same time federal military forces receive their alert and prepare-to-deploy orders through DOD channels.

8. State and NG Responses

- a. The NG is the first line of military response to most state or local incidents within a state or territory. When the governor of a state mobilizes the NG, the forces are typically in SAD under command and control (C2) of the governor. SAD forces conduct all missions in support of state requirements and within state guidelines and statutes.
- b. The Chief, National Guard Bureau (CNGB) is the principal advisor to the SecDef, through the CJCS, on matters relating to the NG. The CNGB is also the principal adviser to the Secretaries and Chiefs of Staff of the Army and Air Force on all NG issues. The CNGB serves as the DOD's official channel of communication with the governors and adjutants general of the 54 National Guards (50 states and territories of Puerto Rico, US Virgin Islands, Guam, and the District of Columbia). The CNGB facilitates and coordinates among states and the DOD, integrating NG support in domestic incidents.
- c. Each state has a joint force headquarters-state (JFHQ-State) providing C2 of all Army and Air NG forces. The JFHQ-State serves as the focal point for all NG domestic operations within each state. JFHQ-States can serve as operational headquarters when NG forces conduct domestic operations support in Title 32, USC, or SAD.
- d. Each joint task force state (JTF-State) may stand up one or more joint task forces (JTFs) supporting internal and external missions. Typically, the JTF-State acts as the tactical headquarters for all in-state NGCS missions.
- e. In addition to the NG, some states authorize a state defense force as allowed by Title 32, USC, Section 109. These forces augment the state NG and other civil authorities in an emergency. State defense forces are state entities and are not part of DOD. State defense force members wear the military uniform assigned by the adjutant general (TAG) of the state.
- f. EMAC is a congressionally ratified, mutual aid agreement between all states and territories of the US, which provides form and structure to interstate mutual aid. Through EMAC, a disaster-impacted state can request and receive assistance from other member states quickly and efficiently, resolving two key issues up front: liability and reimbursement.

9. Federal DOD DSCA Response

- a. The defense coordinating officer (DCO) is the DOD single point of contact for domestic emergencies. The DCO is assigned to a joint field office to process requirements for military support, forward mission assignments to the appropriate military organizations, and assign military liaisons to activated emergency support functions. The DCO has a defense coordinating element (DCE) consisting of staff and military liaison officers coordinating and supporting activated ESFs. See figure 5 for a sample of an augmented DCE structure.

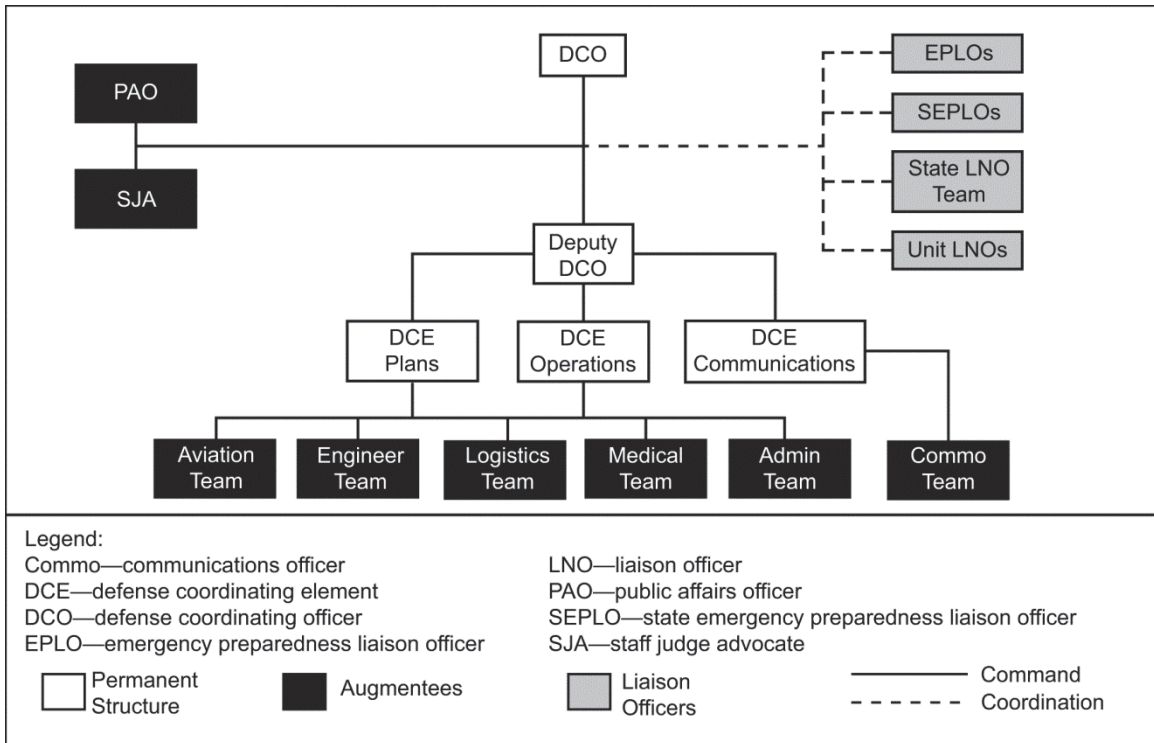


Figure 5. DCE

b. Emergency preparedness liaison officers (EPLO) are senior reserve officers who represent their Service at the appropriate joint field office conducting planning and coordination responsibilities in support of civil authorities. The USCG, operating under DHS, maintains EPLOs similar to DOD EPLOs but coordinates directly with the FEMA regions.

c. Military units in a Title 10, USC status are under federal C2 and usually under the OPCON of USNORTHCOM or USPACOM. In the EXORD or operation order (OPORD) the CCDR will normally authorize direct liaison to designated military unit commanders. As such, they should contact the joint force commander (JFC) or DCO as soon as possible after receipt of DSCA deployment orders to obtain mission specifics, process requests for information, and facilitate mission planning.

10. Request for Assistance (RFA) and Mission Assignment Process

FEMA coordinates the federal response to a disaster. The agency evaluates a RFA within the joint field office (JFO) and issues a mission assignment to other federal agencies. For more information on these processes, see JP 3-28.

11. JFO

a. The JFO is a temporary, multiagency coordination center established at the incident site to provide a central location for coordination of federal, state, local, tribal, nongovernmental, and private-sector organizations. These organizations have primary responsibility for incident oversight, direction, or assistance to effectively coordinate protection, prevention, preparedness, response, and recovery actions. See figure 6 for a sample of the JFO structure.

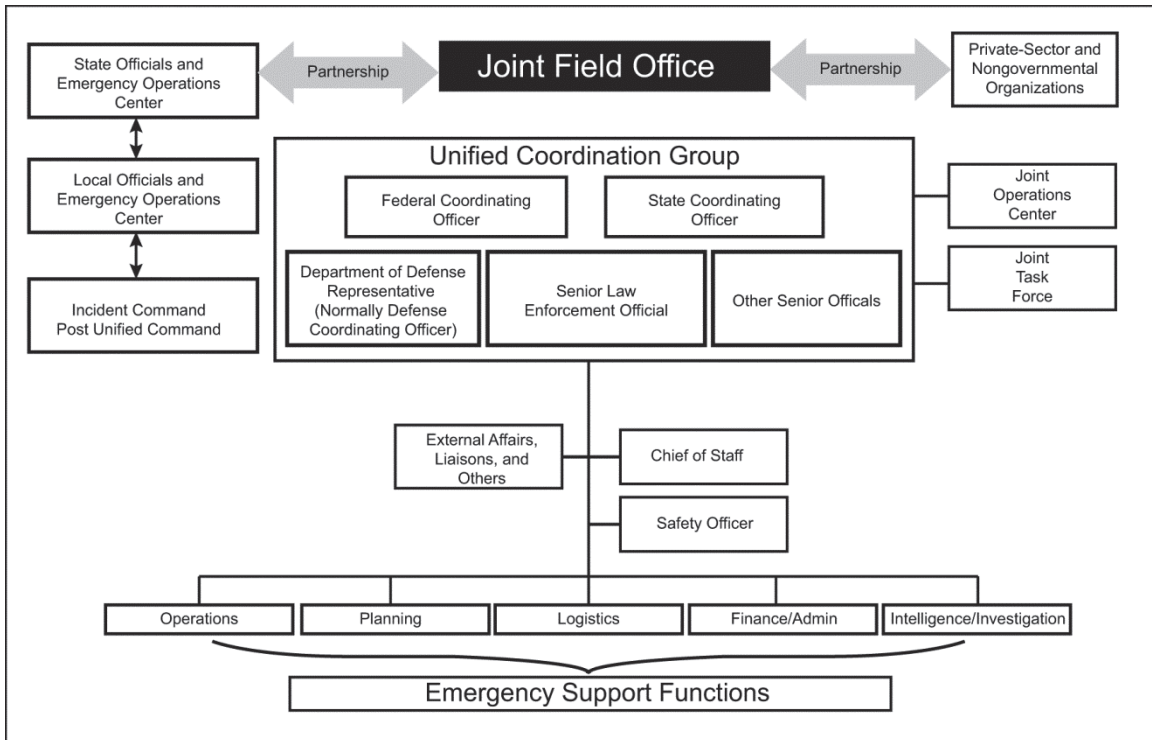


Figure 6. JFO Structure

b. Normally, the DCO validates and coordinates DSCA requests originating at the JFO for SecDef approval. With FEMA state emergency manager, state NG, and combatant command (CCMD) support, the DCO reviews DOD suitability to perform a particular RFA and mission assignment.

12. Parallel Federal and State Military Command Structures

In many DSCA operations, federal and state military forces operate in overlapping areas but under separate chains of command. Within a parallel command structure, there is no single force commander. Federal and state military leaders retain separate C2 of their assigned forces as they provide their individual support to the civil authority.

13. Dual-Status Commander (DSC) Structure

a. To unify the military response, federal law permits a DSC to command federal military personnel in a Title 10, USC status and NG personnel in a Title 32, USC status or on SAD. Simultaneously, the DSC holds two commissions: state and federal. The commander then commands both Federal and state forces to coordinate the military response and provide unity of effort.

b. In accordance with Title 32 USC § 325(a)(2), a NG DSC requires the approval of the POTUS (this authority is currently delegated to SecDef) and the consent of the officer's governor to serve in both duty statuses. For an active duty commissioned officer, pursuant to 32 USC § 315, the Secretaries of the Army or Air Force may detail regular officers to duty with the NG, and with the permission of the POTUS. The detailed officer may accept a commission in the NG without vacating his or her regular appointment. The state or territory will commission the officer in its NG to command its NG forces serving under state authority. State law will dictate the

requirements and procedures for the appointment and, typically, require the governor's consent.

c. A DSC operates two chains of command simultaneously. The DSC exercises command on behalf of, and receives separate orders from, a federal chain of command and exercises command on behalf of, and receives separate orders from, a state chain of command. As such, DSCs typically establish their own subordinate federal and state chains of command, having Title 10, USC and Title 32, USC or SAD staffs. The subordinate officers and military forces operate in only one status, either state or federal. See figure 7 for an augmented DSC chain of command structure.

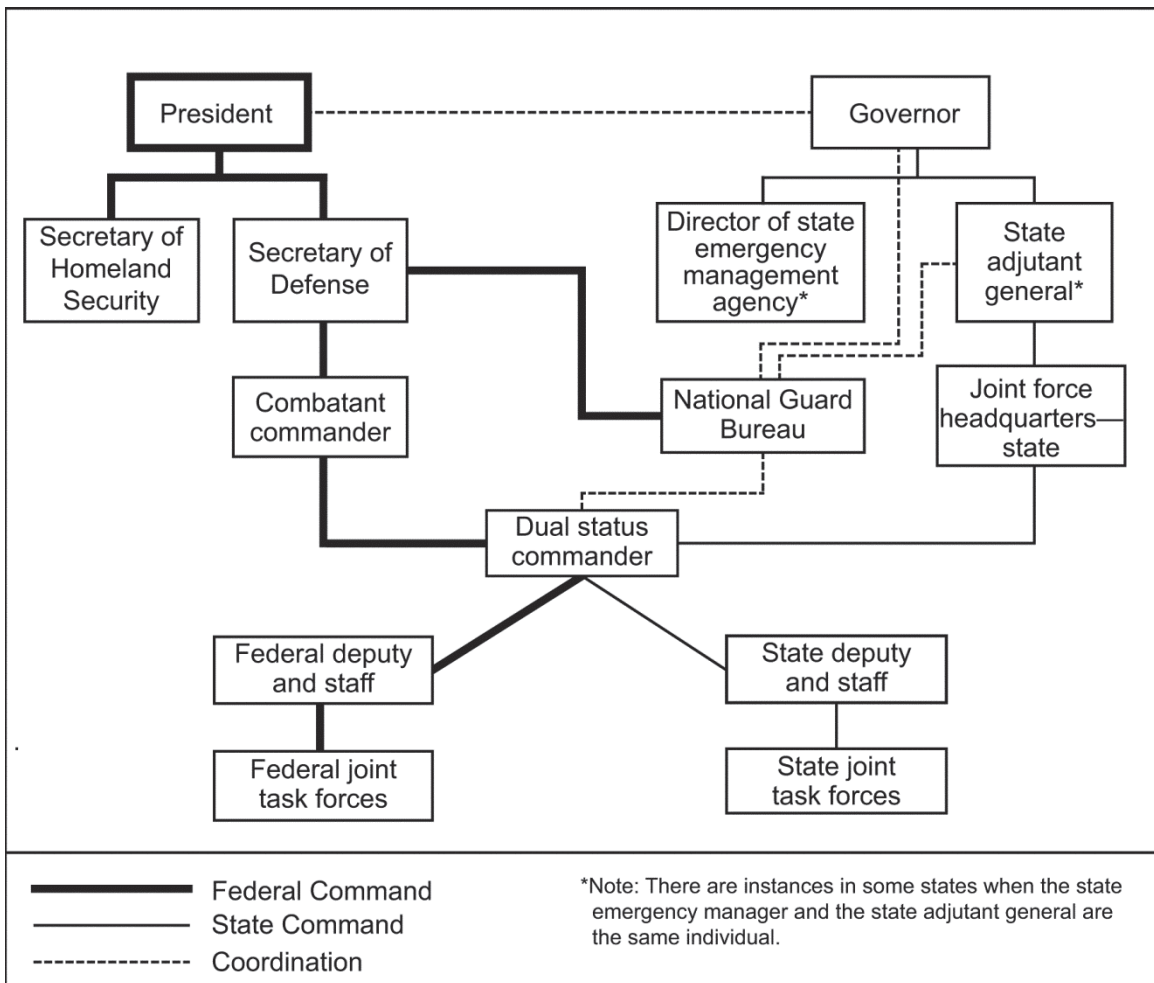


Figure 7. DSC Structure

This page left intentionally blank.

Chapter II LEGAL AND POLICY CONSIDERATIONS

1. Overview

- a. This chapter provides a synopsis of legal principles in DSCA operations. DSCA operations temporarily support US civilian agencies for domestic emergencies, law enforcement support, and other domestic activities. DODD 3025.18 provides policy guidance for executing and overseeing DSCA. Each Service and the NGB augmented DODD 3025.18 with its own regulations, instructions, and doctrine.
- b. DSCA operations involve unique legal and policy issues and approval authorities. Typically, Title 10, USC, federal military forces are not first responders. In scope and duration, federal law defines and limits the federal military's role in DSCA operations. Commanders and their staffs, especially planners and judge advocates, work together closely to plan, monitor, and control DSCA operations to comply with federal and state laws and DOD policies. Additionally, based upon the limitations on the federal military's role, military members (Title 10 and Title 32, USC and SAD) should be aware of the legal considerations and the legal authority under which they are operating.
- c. Capability does not equal authority. Approval authorities vary depending on the mission and assets. Planners must carefully navigate and apply the appropriate guidance to ensure mission accomplishment, consistent with the law. For further details, see appendix A.
- d. Operational constraints vary, but include the Posse Comitatus Act (PCA) and intelligence oversight (IO). Additionally there are detailed restrictions for operations involving intelligence community capabilities (ICC). IO provides oversight requirements and governs the collection, dissemination, and timelines for retention of data.
- e. A Stafford Act request moves from the state emergency operations center (EOC) through the DCO to the SecDef for a decision. At each level, cost, appropriateness, readiness, risk, legality, and lethality (CARRLL) factors determine if the DOD can and should provide the requested support.
 - (1) Cost. Who will pay or reimburse DOD for the requested assistance? How much will the assistance cost? How will it impact the installation's budget?
 - (2) Appropriateness. Who normally provides, and is best suited to satisfy, the requested assistance? Is it in DOD's and the local community's interest to provide the assistance? Is it in DOD's interest to provide the support? Have other options, such as local businesses, been considered to meet the need?
 - (3) Readiness. Is there an adverse impact on the DOD's ability to perform its primary mission? Can a carefully tailored response provide the needed assistance and maintain unit readiness at the same time?
 - (4) Risk. What are the potential health and safety hazards to federal military forces? Are there ways to mitigate these hazards? Are there public relations or political risks?

(5) Legality. Does the request comply with the law? Do any legal provisions prohibit or restrict the DOD from providing the requested assistance? If prohibited, are there any exceptions? Can an appropriate authority waive the restriction?

(6) Lethality. Is there a potential for lethal force by or against federal forces?

2. Approval Authorities

a. The SecDef, with limited exceptions or unless otherwise delegated, is the approval authority for all types of DSCA requests submitted by a primary agency. The immediate response authority (IRA) (see paragraph 3.a.) and emergency authority are exceptions for local commanders' responses to civil authorities' requests for assistance. There are limitations on the use of certain types of DOD assets which require SecDef approval, such as unmanned aircraft systems (UASs). Normally, the Assistant Secretary of Defense or Principal Deputy Assistant Secretary of Defense (Homeland Defense Integration and DSCA) has been delegated to approve RFAs on behalf of the SecDef.

b. The SecDef has designated the Commander, United States Northern Command (CDRUSNORTHCOM) and Commander, United States Pacific Command (CDRUSPACOM), as supported commanders for conducting DSCA operations; as such, they are principle planning agents for DSCA. SecDef approved RFAs are tasked to the appropriate commander for execution. Incident awareness and assessment (IAA), when requested and approved, may be used for:

- (1) Situational awareness (SA).
- (2) Damage assessment.
- (3) Evacuation monitoring.
- (4) SAR.
- (5) CBRN survey following hazard prediction.
- (6) Hydrographic survey.
- (7) Dynamic ground coordination.

Note: The DSCA EXORD 071415 JUN 13, permits USNORTHCOM and USPACOM to request traditional ICC resources to conduct DSCA missions. SecDef approval authorizes using IAA capabilities for non-intelligence purposes. These missions must be conducted in accordance with federal IO requirements, including DOD 5240.1-R, *Procedures Governing the Activities of DOD Intelligence Components that Affect United States Persons*.

c. DODD 3025.18 codifies the DOD policy for providing disaster assistance in accordance with the Stafford Act, Public Law 93-28, and Public Law 100-707, the primary statutory authorities for federal disaster assistance within the US and its territories. The Stafford Act authorizes the POTUS to issue emergency or major disaster declarations concerning catastrophes that overwhelm state governments. Once a declaration is made, DOD and other federal assistance may be provided. The Stafford Act is not an exception to the PCA. Federal military forces may only provide indirect assistance following a disaster or emergency declaration.

Note: The Economy Act of 1932 permits federal agencies to provide resources and services to other federal agencies on a reimbursable basis. The Economy Act is also the basis for the general rule the DOD will not compete with commercial businesses.

d. Presidential declarations of emergencies are situations in which federal assistance is required to save lives, protect health and property, or mitigate or avert a disaster. The POTUS may not declare an emergency, unless requested by the affected governor, except when the incident primarily concerns federal functions, property, or personnel. Generally, in terms of scope and time, emergency assistance is not as extensive as major disaster declaration assistance.

e. Major disasters are any natural catastrophe (e.g., hurricane, tornado, earthquake, or snowstorm) or, regardless of cause, any fire, flood, or explosion of sufficient severity. Under the Stafford Act, the governor requesting disaster assistance from the Federal Government must demonstrate the state's lack of capacity or resources to mount an effective response. Under the designation of a major disaster, the type of assistance may include:

- (1) Sharing information indicating the existence of a threat to life or property or the violation of law incidentally collected during the normal course of military training or operations. Specifically, this does not permit tasking units or personnel to collect intelligence within the US.
- (2) Using military equipment, spare parts, supplies, and facilities.
- (3) Providing personnel for equipment maintenance and operation.
- (4) Providing CBRN incident support.
- (5) Distributing medicine, food, and consumables.
- (6) Removing debris and clearing roads.
- (7) Providing emergency medical care.
- (8) Transporting supplies and persons.
- (9) Restoring essential public services.
- (10) Constructing temporary bridges, shelters, and other necessary structures.
- (11) Demolishing unsafe structures.
- (12) Disseminating public information on health and safety measures.
- (13) Providing technical and advisory assistance to state and local officials.
- (14) Conducting precautionary evacuations and recovery.
- (15) Conducting SAR.
- (16) Providing IAA.

3. IRA

a. DSCA normally requires high levels of approval. Upon receiving a civilian authority's request, when time does not permit approval from higher authority, and under imminent conditions, local commanders may exercise IRA to save lives, prevent human suffering, or mitigate great property damage within the US. This authority excludes using UAS or ICC. IRA is not an exception to the PCA. Local commanders do not have complete discretion to support civil authorities under IRA;

CARRLL provisions must be met. Support provided under IRA will not be delayed or denied based on the inability or unwillingness of the requester to make a commitment to reimburse the DOD.

b. IRA is applicable during POTUS declared emergencies, major disaster declarations, and non-declared incidents. Intent empowers commanders to act while awaiting official approval, but higher authority must approve the continuation of the IRA mission.

c. Through the chain of command, notify the National Joint Operations and Intelligence Center (NJOIC) when forces deploy. The NJOIC will notify the geographic CCDR. For Navy units, an Office of the Chief of Naval Operations instruction (OPNAVINST) 3440.16D requires notification within two hours. USMC commanders must report the decision immediately (via chain of command) to Headquarters, Marine Corps per Marine Corps Order 3440.7B. Per DODD 3025.18: Section 4, paragraph G(1) "The DoD official directing a response under immediate response authority shall immediately notify the National Joint Operations and Intelligence Center (NJOIC), through the chain of command, of the details of the response. The NJOIC will inform appropriate DoD Components, including the geographic Combatant Command". NG forces in Title 32, USC status must report IRA activities to the NGB as soon as practicable, in accordance with CNGB Notice 1401.

d. An immediate response shall end when the necessity giving rise to the response is no longer present or when the initiating commander or a higher authority directs an end to the response. The commander directing a response under IRA shall reassess whether there remains a necessity for the DOD to respond under this authority not later than 72 hours after the request for assistance was received.

e. Commanders providing the IRA support should seek reimbursement after it terminates, with the exception of support provided under the National SAR Plan. Reimbursement arrangements should not affect DOD support of the IRA request and is not mandatory.

4. Emergency Authority

Under emergency authority, federal military commanders can engage, temporarily, in activities necessary to quell large-scale, unexpected civil disturbances. In these instances prior authorization by the POTUS is not possible and duly constituted, local authorities are unable to control the situation. Use an emergency authority when under the following circumstances.

a. When such activities are necessary to prevent significant loss of life or wanton destruction of property and are necessary to restore governmental functioning and public order.

b. When duly constituted federal, state, or local authorities are unable to, or decline to, provide adequate protection for federal property or Federal Governmental functions. Federal action, including the use of federal military forces, is authorized when necessary to protect federal property or functions.

5. DOD Support to Law Enforcement Agencies (LEA) and Civil Disturbance Operations

a. For fear of military encroachment on civil authority and domestic governance, the PCA and policy limit DOD support to LEA. Department of Defense instruction (DODI) 3025.21, *Defense Support of Civilian Law Enforcement Agencies*, provides guidance on DOD support to LEA. Appendix A lists approval authorities and guidance for employing UAS and ICC for DSCA missions.

b. US domestic civil disturbances include riots, acts of violence, insurrections, unlawful obstructions and assemblages, and disorders prejudicial to public law and order. The primary responsibility for protecting life and property and maintaining law and order in the civilian community is vested in the state and local government. Involvement of military forces will only be appropriate in extraordinary circumstances. The authority for civil disturbance operations primarily derives from the Insurrection Act, which vests decision-making authority in the POTUS. The Insurrection Act permits the POTUS to use armed forces under a limited set of specific circumstances and are subject to certain limitations. Responsibility for managing the federal response rests with the Attorney General of the US. Although the Attorney General will have primary responsibility for response to civil disturbances, military forces shall remain under DOD C2 at all times. Use of the military under the Insurrection Act to conduct law enforcement activities is a specific exception to PCA.

c. DODI 3025.21 addresses DOD policy on civil disturbance operations. It states, “the employment of federal military forces to control civil disturbances shall only occur in a specified civil jurisdiction under specific circumstances as authorized by the President, normally through issuance of an Executive Order or other Presidential directive authorizing and directing the SecDef to provide for the restoration of law and order in a specific state or locality”.

d. With higher headquarters coordination, commanders should prepare recommended mission specific rules for the use of force (RUF).

e. Commanders should prepare to conduct operations against personnel, equipment, and installations using non-lethal weapons capabilities.

6. Civil SAR

a. It is DOD policy to support domestic civil authorities providing civil SAR to the fullest extent practicable on a non-interference basis with military duties. Specifically, the authorities in the National Search and Rescue Plan encourage DOD personnel to provide domestic SAR support. Approval authorities for SAR will depend on the asset used. At a minimum, DODI 3003.01 *DOD Support to Civil SAR*, DODD 3025.18, and the DSCA EXORD will apply.

b. DODI 3003.01 designates USNORTHCOM as the US Inland SAR Coordinator for the search and rescue regions (SRR) for the 48 contiguous states and USPACOM for mainland Alaska and Hawaii. The US Air Force provides funding, manpower, and personnel services to operate fully functional rescue coordination centers (RCCs). They promote efficient organization of SAR services and coordinate civil SAR

operations within the inland US SRRs. The Air Force rescue coordination center (AFRCC) for the 48 contiguous states is located at Tyndall Air Force Base, Florida. The Alaska rescue coordination center (AKRCC) is located at Joint Base Elmendorf-Richardson. The AFRCC and AKRCC request units to provide SAR assistance; neither can task them. AFRCC and AKRCC do not approve missions; they coordinate them. The USCG is the supported Service for maritime SAR. The USCG maintains RCCs at sector and district headquarters.

c. Frequently, when the AFRCC or AKRCC contacts a unit, the commander will respond under IRA (depending upon the nature of the distress call). But, IRA is not automatic; the DSCA CARRLL factors and IRA definition still apply. It is DOD policy to support RCC requests for civil SAR, and DOD forces will fund their own activities without allowing cost reimbursement to delay response to any person in danger or distress. Additionally, despite a commander's IRA, using UASs or ICC for SAR still requires SecDef approval. Confer with the judge advocate for the most up-to-date guidance with regard to UAS employment for SAR missions involving potential loss of life.

7. Operational Constraints and Exceptions to the PCA

In addition to varying levels of approval authorities for DSCA, certain laws and policies constrain the type of support DOD can provide. This section discusses the impact of the PCA and IO policies on DSCA operations.

a. PCA. The PCA remains the primary federal statute restricting federal military support to civilian LEAs. The PCA prohibits Title 10, USC forces from engaging in any direct civil law enforcement activities unless constitutional guidance or an Act of Congress exception applies (e.g., the Insurrection Act of 1807). Evidence of criminal activity obtained by DOD personnel in violation of the PCA may be inadmissible in a criminal trial thereby preventing a successful prosecution. Personnel who violate the PCA also may be subject to criminal and civil penalties.

(1) Through federal law and applicable DODDs, the PCA applies to all members of the federal military forces, as well as each of their reserve components serving in a federal status. The USCG, when consisting of Title 14, USC, personnel is authorized to conduct law enforcement activities as part of the USCG mission.

(2) Whether the PCA applies to Army or Air NG personnel depends upon the legal authority under which the guardsmen are serving. It is imperative personnel know the various legal restrictions associated with these authorities when engaged in a DSCA operation. One of the following three statutory frameworks order NG personnel to duty:

(a) SAD NG personnel are state funded and under state control. Typically, this is the authority in which NG personnel perform duties when a governor mobilizes the NG to respond to state emergencies, civil disturbances, or disasters, or to perform other duties authorized by state law. The Federal Government, pursuant to a Presidential major disaster or emergency declaration, may reimburse the costs of a SAD response. NG personnel on SAD authority do not fall under PCA restrictions and may perform those law enforcement duties authorized by state law.

(b) Title 32, USC, NG personnel are federally funded but remain under the control of the state. Because they fall under state control, they do not fall under PCA restrictions and may perform law enforcement duties authorized by state law.

(c) Title 10, USC NG personnel are federally funded and under federal control; consequently, they are subject to the PCA.

Note: Some states may have PCA-like legal restrictions that limit using NG personnel in SAD or Title 32, USC duty status.

b. National Emergency Declaration. The POTUS has an inherent authority under Articles II and IV of the Constitution to declare a national emergency. Further, the National Emergency Act of 1976 permits the POTUS to declare an emergency to preserve order and ensure public health and safety during time of war, insurrection, or national crisis. If the POTUS declares a national emergency, the POTUS could issue an executive order waiving PCA restrictions and permitting federalized military forces to perform law enforcement functions to protect federal facilities, property, and personnel.

c. Insurrection Act. First, the POTUS must issue a disperse and retire peaceably proclamation ordering a cessation of unlawful behavior. If the unlawful behavior continues, the Insurrection Act permits the POTUS to use the Armed Forces, including the NG, in federal service (Title 10, USC) to perform law enforcement functions, within a state, to restore law and order under the three following circumstances:

(1) When there are unlawful obstructions or rebellions preventing enforcement of the laws by the ordinary course of judicial proceedings, the POTUS may act unilaterally without a request from state or local authorities. For example, the POTUS used the authority under the Insurrection Act in April 1992 when he ordered federal troops to restore order in Los Angeles during the riots after the Rodney King verdict.

(2) There is an insurrection within a state, and the state legislature or governor, if the legislature cannot be convened, requests assistance from the POTUS.

(3) An insurrection or domestic violence results in the deprivation of constitutional rights and the states are unable or unwilling to protect those rights.

d. Emergency Situations Involving Weapons of Mass Destruction (WMD). Upon the request of the US Attorney General, the SecDef may authorize DOD personnel to arrest, search, seize, and conduct any other law enforcement activity to protect persons and property from WMD. For this exception to apply, civilian law enforcement must be unable to enforce the law.

e. USCG Law Enforcement Detachments (LEDETs). Under the Maritime Drug Law Enforcement Act, several hundred USCG personnel serve on LEDETs authorized to perform maritime drug interdiction. When engaged in maritime drug interdiction, USCG LEDET personnel may perform traditional law enforcement functions, such as searching vessels, seizing contraband, and arresting suspects upon probable cause. Navy personnel working with the LEDETs are bound by the PCA. Therefore, Navy

personnel may not perform active, direct law enforcement functions and have a limited supporting role. Indirectly, Navy personnel may assist a LEDET by:

- (1) Providing force protection for a LEDET boarding party.
- (2) Transporting a LEDET boarding party to a target vessel.
- (3) Acting as interpreters.
- (4) Supplying welding and cutting equipment assistance aboard the target vessel.
- (5) Recording the LEDET's activities while aboard the target vessel.
- (6) Recovering contraband jettisoned from the target vessel.
- (7) Effecting damage control to keep the target vessel afloat.
- (8) Billeting and maintaining persons apprehended from the target vessel.

f. Authorized and Restricted Activities in Support of LEA. DODI 3025.21 and Title 10 USC 371 authorize sharing information collected during military operations, using military equipment and facilities, training with LEA, and funding and reporting mechanisms for such support. Additionally, they authorize SAR, explosive ordnance disposal (EOD), domestic terrorist incident support, and civil disturbance operations. DODI 3025.21 addresses training with LEA in detail. DOD directives prohibit interdicting vehicles, searches and seizures, arrest, and similar activities (e.g., apprehension, stop, and frisk). Furthermore, engaging in questioning potential witnesses; using force or threats to do so, except in self-defense or defense of others; collecting evidence; forensic testing; and surveillance or pursuit of individuals or vehicles is prohibited.

g. Military Courtesy Patrol. A military courtesy patrol conducted in the local community is not considered a PCA violation. To avoid violating the PCA, the military courtesy patrol's prescribed duties must fall short of law enforcement. Military courtesy patrols are intended to preserve good order and discipline, and to serve as liaisons with local law enforcement, not to actually enforce the law.

8. Intelligence Oversight

a. DOD and NG intelligence personnel performing intelligence duties must adhere to federal and DOD IO rules. These include Executive Order 12333, United States Intelligence Activities; DODD 5240.01, *DOD Intelligence Activities*; and DOD 5240.1-R. In addition, each Service and the NGB has regulations and policy guidance. IO rules ensure intelligence personnel protect US persons' constitutional rights and privacy, collect essential authorized information by the least intrusive means, and disseminate information only for lawful government purposes. Information may be collected only if it is necessary for conducting a function assigned to the collecting component and if it falls within certain criteria. These criteria include consensual, openly available information; foreign intelligence; counterintelligence; international terrorist activities; international narcotics activities; threats to safety; and overhead and airborne reconnaissance.

b. DOD and NG intelligence personnel operating in a Title 10 or Title 32, USC, status must comply with all federal and DOD IO rules, regulations, and directions regarding requirements for authorized activities. Army NG personnel in SAD status

are prohibited from using DOD intelligence resources (i.e., sensors, systems, equipment, or information) because they are not considered to be operating in a DOD capacity. Thus, Army NG military intelligence personnel (in SAD status) are not authorized to perform any intelligence activities as part of the intelligence community. Military intelligence personnel in SAD status may use state-owned equipment to perform any missions assigned by the governor, within the guidelines of state laws.

c. Contractors or non-intelligence personnel assisting in the performance of intelligence or counterintelligence work on behalf of DOD or NG intelligence have the same IO responsibilities and training requirements as US Government civilian and military intelligence personnel.

d. IAA is using intelligence assets for non-intelligence. Within the context of IAA support to DSCA operations, the DSCA EXORD authorizes the following IAA tasks: SA, damage assessment, evacuation monitoring, SAR, CBRN assessment, hydrological survey, and dynamic ground coordination. SecDef approval of the DSCA EXORD may authorize traditional intelligence capabilities to conduct DSCA missions for non-intelligence purposes. Use of assets designated to provide IAA for other than the seven IAA missions requires SecDef approval on a case-by-case basis. The DSCA EXORD states CCDRs are authorized to use manned aerial imagery assets, within their area of responsibility (AOR), to obtain imagery of geography (not to observe people or human activity). Questions on whether DOD intelligence capabilities may be used in a DSCA operation should be referred to the command judge advocate if the authorities, permissible parameters, and limitations are unclear. All data collection, retention, and dissemination will be performed in accordance with standing DOD intelligence oversight guidance, including any requirement to obtain a proper use memorandum (PUM). Compliance with IO policies will require training personnel and issuing a PUM for manned and unmanned IAA platforms.

e. A PUM defines an organization's request for a domestic imagery requirement and its intended use. It is issued for a one-time event or on an annual basis. A PUM acknowledges awareness of the legal and policy restrictions regarding domestic imagery collection, retention, dissemination, and use. Depending on content, PUMs can be classified or unclassified. The appropriate certifying official verifies and signs the PUM and remains accountable for the accuracy of the domestic imagery request. A legal advisor must conduct a legal sufficiency review of the PUM. The PUM provides an auditable trail of authority and responsibility up to the appropriate levels, while ensuring the protection of the rights of US citizens and organizations.

9. RUF

a. In any situation, the standing rules for the use of force (SRUF) assist federal military personnel in determining the application of the appropriate level of force. SRUF are restrictive measures intended to allow only the minimum force necessary to accomplish the mission. US constitutional and domestic law are the bases for SRUF and provide guidance to DOD forces for using force against civilians within

US territory. See Chairman of the Joint Chiefs of Staff instruction (CJCSI) 3121.01B, *Standing Rules for the Use of Force for US Forces*, for additional guidance.

b. Enclosures L through Q of CJCSI 3121.01B contain the SRUF for US forces. These RUF do not apply to NG forces while on SAD or Title 32, USC status. NG forces operate under the state's RUF. The SRUF apply during all DSCA and routine military department functions occurring within US territory and territorial seas. Additionally, the SRUF applies to homeland defense missions occurring within US territory and to DOD forces, civilians, and contractors performing law enforcement duties at all DOD installations within or outside US territory.

c. A commander's authority to modify the SRUF is limited to making the rules more, not less, restrictive. Table 1 contains a template for a commander's responsibilities under the SRUF. Table 2 contains a SRUF template developed by US Army North. These templates are general in nature and provided as examples only. In coordination with the operational chain of command, commanders and judge advocates must review the actual SRUF.

Table 1. Example Commander's RUF (Title 10 Forces)

<p>Teach and Train. A commander must train personnel in the standing rules for the use of force (SRUF) and implement them, when necessary. SRUF trainers must ensure the training does not introduce procedures that effectively restrict the SRUF or introduce tactically dangerous or unsound practices.</p>
<p>Unit Self-Defense. A commander retains the inherent right and obligation of unit self-defense and defense of other Department of Defense (DOD) forces in the vicinity, in response to a hostile act or demonstrated hostile intent.</p>
<p>Individual Self-Defense. A commander may impose rules of proportionality on individual self-defense. Normally, force is used only as a last resort and should be the minimum necessary. It must be reasonable in intensity, duration, and magnitude to counter the threat ,based on the totality of the circumstances. Lethal force is used only when all lesser means have failed or cannot be reasonably employed.</p>
<p>Coordinate SRUF. A commander will coordinate the SRUF with civilian law enforcement agencies (CLEAs) or security forces, when operating with them, to ensure a common understanding. Any RUF issues, which cannot be resolved, will be forwarded to the Secretary of Defense (SecDef) through the chain of command and the Chairman of the Joint Chiefs of Staff.</p>
<p>Imminent Threat. A commander will determine if a threat of death or serious bodily harm by an individual or motor vehicle is imminent based on an assessment of all of the circumstances. If the commander determines such a threat is imminent, lethal force is authorized to stop the threat.</p>
<p>Inherently Dangerous Property. A commander may designate DOD property, or property having a DOD nexus, as inherently dangerous. This includes weapons, ammunition, explosives, portable missiles, rockets, chemical agents, and special nuclear materials.</p>
<p>Pursue and Recover. A commander may not authorize forces to pursue and recover a stolen asset vital to national security or inherently dangerous property unless delegated this authority by the Commander, United States Northern Command (CDRUSNORTHCOM) and CLEAs, or when security forces are not reasonably available. Any pursuit must be immediate and uninterrupted.</p>
<p>Changes To SRUF. A commander may augment the SRUF, as necessary, by submitting requests for mission specific RUF to the Chairman of the Joint Chiefs of Staff for approval by the SecDef.</p>
<p>Violations. A commander will immediately report any suspected violation of or noncompliance with the SRUF through the chain of command to CDRUSNORTHCOM.</p>

Table 2. Example RUF Card Template (Title 10 Forces)

Unit Self-Defense. Commanders always retain the inherent right and obligation to exercise unit self-defense in response to a hostile act or demonstrated hostile intent. This includes the defense of other DOD forces in the vicinity.

Individual Self-Defense. Service members may exercise individual self-defense in response to a hostile act or demonstrated hostile intent. A commander may impose rules of proportionality on individual self-defense. Normally, force is used only as a last resort and should be the minimum necessary. It must be reasonable in intensity, duration, and magnitude to counter the threat, based on the totality of the circumstances. Lethal force is used only when all lesser means have failed or cannot be reasonably employed. SRUF training must introduce procedures that effectively restrict tactically dangerous or unsound practices.

De-escalation. When time and circumstances permit, Service members will give individuals a warning and an opportunity to withdraw or stop the threatening actions before using force. Avoid confrontation with individuals who pose no threat to the unit, non-DOD persons in the vicinity, or property secured by DOD forces. If a confrontation appears likely, civilians are acting in a suspicious manner, or it is immediately after a confrontation, notify civilian law enforcement agencies (CLEAs) or security agency personnel as soon as practical.

Limitations on the Use of Force. Service members will use force of any kind only as a last resort. If used, the force should be the minimum necessary to accomplish the mission. Any use of force must be reasonable in intensity, duration, and magnitude to counter the threat based on all the circumstances. Exercise due regard for the safety of innocent bystanders when using any type of force. Warning shots are not authorized.

Use of Nonlethal Force. Service members may use nonlethal force to stop a threat, when it is reasonable to:

- Control a situation and accomplish the mission.
- Provide protection for self and other DOD personnel.
- Defend non-DOD persons in the vicinity, if directly related to the assigned mission.
- Defend designated protected property.

Lethal Force in Self-Defense, Defense of Others, and Defense of Property. Service members may use lethal force to stop a threat only when all lesser means have failed or cannot reasonably be employed, and it appears necessary to:

- Protect DOD forces when a commander believes a person poses an imminent threat of death or serious bodily harm.
- Protect non-DOD persons in the vicinity from the imminent threat of death or serious bodily harm, if directly related to the assigned mission.
- Prevent the theft or sabotage of assets vital to national security, national critical infrastructure, or inherently dangerous property.

Lethal Force is Not Authorized. Lethal force is not authorized to disperse a crowd, stop looting, enforce a curfew, or protect nondesignated property.

Table 2. Example RUF Card Template (Title 10 Forces) (cont'd)

Lethal Force Against a Serious Offense. Service members may use lethal force, if it is directly related to the assigned mission and appears necessary to:

- Prevent a serious crime against any person, which involves imminent threat of death or serious bodily harm.
- Prevent the escape of a prisoner where probable cause indicates the prisoner committed or attempted to commit a serious offense and would pose an imminent threat of death or serious bodily harm to DOD forces or others in the vicinity.
- Arrest or apprehend a person who, there is probable cause to believe, has committed a serious offense that involved an imminent threat of death or serious bodily harm or sabotage of designated protected property.

Lethal Force Against a Vehicular Threat. Service members may fire their weapons at a moving land or water vehicle when they believe the vehicle poses an imminent threat of death or serious bodily harm to DOD forces or to non-DOD persons in the vicinity, if doing so is related to the assigned mission.

Inspection of Personnel Entering and Exiting an Area. Per command security guidance, Service members may inspect individuals and property prior to granting persons or property entry inside a DOD perimeter or secured area and upon leaving such an area. An individual or item of property, which does not meet the command security requirements for entry may be denied access inside a DOD perimeter or secured area.

Temporary Detention of Threatening Personnel. Service members may detain an individual temporarily, if the individual:

- Gains unauthorized access inside DOD perimeters or other secured areas and refuses to depart such an area after being denied further access.
- Otherwise threatens the safety and security of DOD forces, property secured by DOD forces, or non-DOD persons in the vicinity, if related to the assigned mission.

Detained Individuals. Detained individuals, vehicles, and property may be searched as a protection measure. Detained individuals and any secured property will be released to CLEA at the earliest opportunity, consistent with mission accomplishment.

Pursuit and Recovery of Stolen Property. Forces are not authorized to pursue and recover a stolen asset vital to national security or inherently dangerous property, unless delegated this authority by the Commander, United States Northern Command and CLEA or security forces are not reasonably available. Any pursuit must be immediate, continuous, and uninterrupted.

Report Violations of the SRUF. Immediately, Service members will report any violation of or non-compliance with the SRUF concerning who, what, when, where, and why to the chain of command, Inspector General, Judge Advocate, or any commissioned officer.

Legend:
USC—United States Code

d. The SRUF and RUF may differ for each state's NG forces. State laws govern the RUF of the NG serving in a state-controlled, Title 32, USC, or SAD status. Additionally, the NG's authority to perform law enforcement, law enforcement support, or security operations varies in the laws of the various states. Depending on the language of the state statutes involved, grants of, or limitations on, the NG's authority to act as police officers may apply to NG personnel in a Title 32, USC status, SAD status, or both. Some states grant NG members (in a Title 32, USC status, SAD status, or both) the authority of police officers, while others only authorize those powers enjoyed by the population at large, such as citizen's arrest. Consequently, each of the states, territories, and the District of Columbia promulgate separate RUF. While coordinating with state legal authorities, it is the duty of the NG judge advocate to tailor the RUF to the particular mission and policies of the state. The template in table 3 provides a planning aid for deploying forces. Prior to the assumption of any DSCA mission, commanders in Title 32, USC, or SAD status must ensure all personnel are briefed on the applicable state RUF.

Table 3. Example RUF Card Template (Title 32 and SAD NG Forces)
Minimum Force: Military personnel will use the minimum force required to accomplish the mission.
Self-Defense. Nothing in these rules for the use of force (RUF) shall limit a commander's inherent duty to safeguard the force or an individual's inherent right of self-defense. Proportional to the threat, an individual is always authorized and expected to use necessary force in self-defense. A commander may impose rules of proportionality on individual self-defense.
<p>Lethal Force. Lethal force refers to physical force, which could reasonably result in death, whether or not death is the intent. In all cases, discharging a firearm is considered lethal force. Before resorting to lethal force, all of the following conditions must be met.</p> <ul style="list-style-type: none"> • All other means have been exhausted, are not appropriate, or are not reasonably available (including restraining, detaining, and subduing). • The use of lethal force does not increase the risk of death or serious bodily harm to innocent bystanders. <p>Lethal force may be used for one or more of the following circumstances.</p> <ul style="list-style-type: none"> • Self-defense to avoid death or serious bodily harm. Threat of harm is not restricted to firearms. It may include assault with large rocks, bricks, pipes, or other heavy missiles, incendiary and explosive devices, or any other material, which could be expected to cause death or serious bodily harm. • Prevention of crime involving a substantial risk of death or very serious bodily harm, including the defense of others. • Detention or prevention of the escape of a person, who during detention, or in the act of escape, threatens to kill or cause serious bodily harm to others. Attempt to escape does not justify the use of lethal force. Use of lethal force is justified only when it is immediately necessary to protect against death or serious bodily harm. • Lethal force will be used to stop immediate threats, not to warn them. Warning shots and blanks are not authorized.

Table 3. Example RUF Card Template (Title 32 and SAD NG Forces) (cont'd)

Arming order. Local commanders determine the arming order based on mission requirements. Local commanders may modify the arming order depending on mission, terrain, troop availability, and time availability. Arming order considerations include the following.

- Deploying troops without weapons, in appropriate circumstances.
- Considering, arming orders are not necessarily sequential. Select the most appropriate posture for the potential threat and observe the minimum necessary force principle.

When forces are fired upon, consider Arming Order-4 and Arming Order-5 and return aimed fire with selected sharpshooters.

Arming Order	Rifle*	Pistol	Magazine	Chamber
Arming Order-2	Sling	In holster	In weapon	Empty
Arming Order-3	Port**	In holster	In pouch	Empty
Arming Order-4	Port**	In holster	In weapon	Empty
Arming Order-5	Port**	In holster	In weapon	Chambered

*Bayonet posture can be modified by local commanders based on mission, terrain, troops and time.

**Defined as having the rifle at the ready.

Weapon Limitations:

- Automatic firing is not authorized at any time.
- Personnel who are armed must be trained, qualified, and tested on the type of weapon issued, according to current qualification standards.
- Arms and ammunition will be secured, at all times, according to appropriate regulations and policies. Military weapons will not be secured in private dwellings or transported in privately owned vehicles at any time.
- There will be no deployment of automatic weapons, shotguns, riot batons, or riot control agents, except upon expressed order of the adjutant general (TAG).
- Rounds will be chambered only on order of the commander, senior officer, or senior noncommissioned officer present.
- Only ball ammunition will be issued. Armor piercing rounds and blank ammunition will not be issued or fired.

Aircraft and Vehicle Operations:

- Firing weapons from aircraft is not authorized.
- Firing weapons from moving vehicles is not authorized unless exigent circumstances exist, such as self-defense or defense of others in a life-threatening situation.

Table 3. Example RUF Card Template (Title 32 and SAD NG Forces) (cont'd)

Changes to RUF. These RUF shall not be changed except upon order of TAG.

Acceptable Missions. Be prepared to conduct civil disturbance missions. Some examples are:

- Operating a traffic control post.
- Providing point and area security.
- Providing security and escort assistance for emergency personnel and equipment.
- Expressing a show of force.
- Transporting local law enforcement personnel.
- Dispersing crowds.
- Providing quick reaction and reserve forces.
- Protecting and escorting very important persons.
- Establishing a joint patrol.
- Accomplishing other missions mutually agreed upon with civil authorities.

Unacceptable Missions. Examples are:

- Hostage negotiation.
- Evidence searches.
- Barricaded suspect extraction.
- Criminal investigation.

Special Orders for Civil Disturbance Operations:

- Always present a neat military appearance and behave in a manner credible to the unit, National Guard, and state.
- Civilian police make arrests. However, if it is necessary, military forces can take rioters, looters, or other persons committing serious crimes into temporary custody. Deliver such persons to the police or to designated military authorities as soon as possible.
- Avoid causing damage to private property unless it is necessary to perform the assignment.
- Adhere to the arming orders issued by the chain of command.
- Be courteous to civilians, to the maximum extent possible, under existing conditions (including those in custody).
- Provide or arrange to deliver prompt medical attention to persons who are in need.
- Do not discuss the operation with others or otherwise violate operational security.
- Allow properly identified reporters and radio and television personnel to move freely throughout the area, unless they interfere with the mission or create a substantial risk of harm to Service members or others. Do not discuss the mission with members of the media in the absence of a public affairs officer or the commander.

Legend:

USC—United States Code

Chapter III GENERAL OPERATIONAL PLANNING AND EXECUTION

1. Planning Considerations in the DSCA Environment

The joint operation planning process supports missions across the full range of military operations. Chapter 3 of JP 5-0, *Joint Operation Planning*, describes the planning process. Further planning information is provided in Joint Chiefs of Staff Manual 3130.03, *Adaptive Planning and Execution (APEX) Planning Formats and Guidance*. For Service-specific processes, see:

- a. Naval warfare publication (NWP) 5-01, *Navy Planning*.
- b. Army doctrine reference publication (ADRP) 5-0, *The Operations Process*.
- c. Marine Corps warfighting publication (MCWP) 5-1, *Marine Corps Planning Process*.
- d. Air Force Instruction (AFI) 10-401, *Air Force Operations Planning and Execution*.
- e. Commandant of the Coast Guard instruction Manual (CIM), 3010.13B, *Contingency Preparedness Planning Manual, Volume III- Exercises*.

2. Mission Analysis

a. The key inputs to mission analysis are the higher headquarters planning directive, strategic guidance, information about the incident and the affected operational environment, and initial staff estimates. The primary products of mission analysis are the mission statement, the commander's initial intent statement, the commander's critical information requirements (CCIRs), and planning guidance. In preparation for the mission analysis process, staff officers should develop a generic list of requirements within their functional areas for particular types of missions. During DSCA, the RFA process links missions and assignments. Mission analysis of these assignments will result in fragmentary orders (FRAGORDs), passed down from higher headquarters via the JTF. Within these FRAGORDs, the JTF and task force commanders must translate civil authority requirements into an order understood by supporting tactical commanders tasked with execution. These orders are commonly in the form of an ICS Incident Action Plan or outlined in a state ICS 204 Form. Figure 8 shows a generic example of a state ICS 204 Form. If available, include this form as an attachment or enclosure to the FRAGORD tasking the subordinate tactical unit.

b. Coordinate and integrate federal agency support operations with state and local government agencies. On-going military operations and homeland defense requirements have priority over DSCA operations unless otherwise directed. The severity and magnitude of the event and the requirements of DSCA operations determine the duration and scope of DOD involvement.

1. Incident Name		2. Operational Period: Date From: MM/DD/YY Date To: MM/DD/YY Time From: xxxx Time To: xxxx		3. Branch: Division: Group: Staging Area:	
4. Operations Personnel:		<u>Name</u>	<u>Contact Number(s)</u>		
Operations Section Chief:			XXX-XXX-XXXX		
Branch Director:			XXX-XXX-XXXX		
Division/Group Supervisor:			XXX-XXX-XXXX		
5. Resources Assigned:			# of Persons	Contact (e.g., phone, pager, radio frequency, etc.)	Reporting Location, Special Equipment and Supplies, Remarks, Notes, Information
Resource Identifier	Leader				
6. Work Assignments:					
7. Special Instructions:					
8. Communications (radio and/or phone contact numbers needed for this assignment):					
Name	/Function	Primary Contact: indicate cell, pager, or radio (frequency/system/channel)			
	/				
	/				
	/				
	/				
9. Prepared by: Name:		Position/Title:		Signature: _____	
ICS 204	IAP Page	Date/Time: Date			

Figure 8. Example Assignment List (ICS 204)

3. Facilities (Bases, Airports, Seaports, or Sea Basing)

- a. During the initial stages of disaster response, facilities may be completely or partially dysfunctional. After conducting immediate lifesaving activities, restoring airports, ports, and staging areas is one of the most essential tasks and a critical response capability of the DOD. These facilities allow response forces and specialized equipment access to the affected area.
- b. Airport, harbor, and marine channel support operations may involve clearing or salvaging ships, aircraft, piers, marine railways, bridges, or other damaged structures blocking runways, air terminal access, harbors, and marine shipping channels. Units tasked in these operations include mobile air traffic control units, the US Air Force rapid engineer deployable heavy operational repair squadron, and Navy salvage assets, such as mobile diving and salvage units and salvage ships.
- c. To the maximum extent possible, DOD forces will use DOD facilities for real estate needs. Units should not occupy private land or facilities without specific legal authority. The General Services Administration, US Army Corps of Engineers (USACE), Naval Facilities Engineering Command, or other Government agencies provide real property support.
- d. Airports and Operations.
 - (1) Often, an airport requires a rapid, post-disaster assessment before declaring it safe and open for emergency operations. Therefore, an early priority is a disaster effects survey of existing airfields to determine if they are safe and capable of conducting emergency operations. After being declared operational by a civil authority, survey runways, taxiways, aprons, and navigational aids as soon as possible. See appendix C for an airfield planning survey.
 - (2) Disaster response operations involve numerous aircraft, from military and civilian organizations, flying into the affected area. Thus, it is essential to get airfields partially operational as soon as possible. Local and wide-area air traffic control procedures provide safe air traffic routing within the response area to and from landing zones and airports.
 - (3) The JFC normally tasks the joint force air component commander (JFACC) to function as the airspace control authority. The airspace control authority will develop an airspace control plan, integrated with the Federal Aviation Administration (FAA), to be executed via an airspace control order. The airspace control order implements specific control procedures for established time periods. Planners in the joint air tasking process will develop airspace control instructions in sufficient detail to allow planning and execution of all air missions listed in the air tasking order.
 - (4) Operation of UAS in a disaster area requires SecDef and FAA approval.
 - (5) Helicopter operations and response agency flight operations have priority for air traffic control rules and routes in the affected area.
 - (6) Depending on equipment capabilities at airports, it may be necessary for ship-borne systems to close within territorial waters to assist aircraft in collision

avoidance and navigation in bad weather. Land-sea interface and other terrain factors may affect shipboard radars.

(7) The JTF commander shall establish an air terminal operations center (ATOC) to manage the site's air logistic support operations. The ATOC acts as an interface among the advanced logistic support site and the battle force logistics coordinator, US Air Force Air Mobility Command, and the naval air logistics office. The ATOC receives, processes, and dispatches all information relating to air logistics to each functional area at the advanced logistic support site.

(8) Flight operations consist of ground handling of aircraft, providing passenger services, and unloading and loading cargo and mail. The ramp controller is the primary interface between the flight line and the ATOC, ensuring all personnel working on the ramp adhere to directions and ATOC guidance.

e. Sea Ports and Sea Basing.

(1) Port opening is a joint operation coordinated through local officials and the JTF port opening element, working to support the USCG COTP. These elements coordinate port operations and prioritize vessel and terminal operations for critical cargo needed for emergency operations and key industries.

(2) Natural and manmade events impact harbor navigation, aids to navigation, and navigability due to sand bars, landslides, or debris. Normally, before the port opens for emergency operations, the USCG, USACE, or civilian contractors should perform a rapid post-disaster assessment. The USCG COTP determines if the port is open for emergency operations. Operations include harbor and marine channel clearance; salvage of ships, piers, marine railways, and bridges; and other structural repairs affecting marine shipping channel operations. Depending upon the type and scale of the situation, wrecks and debris at a strategic access point could affect a substantial geographic area. The Navy has additional survey and salvage capabilities, including the USN Supervisor of Salvage and Diving, fleet survey teams, salvage ships, mobile diving and salvage units, and associated commercial salvage contractors.

(3) Seaports must be surveyed to determine if they are safe and capable of conducting emergency operations. Appendix C provides a sample seaport survey.

(4) Navy Cargo-handling Battalions (NCHBs) augment and accomplish port control, loading, and unloading. NCHBs have C2 for handling operations and providing support personnel to discharge and load ships (either pier side or in-stream) for all classes of cargo, including HAZMAT. They conduct port terminal operations in developed or undeveloped ports, including discharging and loading containers, cargo, and vehicles from ships. NCHBs perform heavy-lift crane operations supporting maritime pre-positioning force squadrons, container ships, fast sealift ships, fast logistics ships, and auxiliary crane ships.

(5) Army terminal battalions are employed in fixed ports, unimproved ports, and bare-beach facilities to provide C2 and supervision to units employed in the water terminal operations. Units assigned to terminal battalions include watercraft units, harbormaster detachments, and seaport operations companies. Army watercraft units provide vessels to support movement of cargo, equipment, and personnel in

shallow coastal and inland waterways. Harbormaster detachments provide mobile, joint, interoperable communications to support 24 hour operational control for vessels conducting intra-theater lift, water terminal, inland waterway, and joint amphibious and riverine operations. Army seaport operations companies perform seaport terminal service operations to conduct shipboard and pier-side discharge and loading of bulk cargo and vehicles.

(a) Mission Command. The transportation brigade (expeditionary) serves as the mission command and planning headquarters for Army watercraft and port terminal operations. The harbormaster C2 center provides theater-wide communications and common operating picture capability.

(b) Landing Craft. The Army has several types of landing craft capable of operations within the littorals and inland waterways and provides access to small, austere ports, harbors, and beaches. Logistics support vessels and landing crafts, utility are self-deployable assets capable of carrying tracked and wheeled vehicles, containers, and oversized equipment.

(c) Terminal Operations. The Army can support the full range of capabilities needed to run a small to medium-sized seaport. The Army has small and large tug boats used for port maintenance, salvage, and routine husbandry requirements. Additionally, the Army has organizations required to load and unload strategic lift assets, stage and marshal cargo, and clear port facilities.

(6) Disasters impact shore facilities, transportation corridors, and ports requiring sea basing to support response operations ashore. Ships and ship-based aircraft provide essential C2, medical, survey, SAR, support, and response operations. Sea basing is valuable for disasters in low-lying areas where road, rail, and airports are underwater or inaccessible due to damage. Large naval amphibious ships with rotary wing landing platforms are ideal for sea basing operations, as they can support sustained operations independent of land facilities. Damaged or nonexistent port facilities may require using specialized landing craft, utility and landing craft, air cushion to conduct logistics missions.

(7) Military Sealift Command, the Maritime Administration, and the Army maintain additional capabilities to conduct maritime support with a variety of large and small vessels. One of these is the transportation of bulk materials, vehicles, and fuel from large ships to the shore, independent of port facilities, using joint logistics over-the-shore capabilities. These services bring a tremendous capability to impacted areas, but take weeks to establish.

(8) In littoral environments, naval forces establish a sea base as close to the operation as possible. They quickly arrive with critical mass, commence response support and sustain operations indefinitely. Damaged or destroyed shore infrastructure does not deter naval forces from providing C2, lift, and reconnaissance. Sea lines of communication provide an important bridge until other DOD, government, or civilian agencies can organize and establish operations.

4. Reception, Staging, Onward Movement, and Integration (RSOI)

Establish RSOI, as soon as practical, in the operational area to receive all forces. DSCA operations require all operating forces to receive additional guidance and briefings. This

includes legal guidance on the constraints of the domestic environment, associated RUF, commander's communication strategy for potential contact with media, and safety briefs. Safety considerations include hazard identification and individual protective equipment (IPE) and personal protective equipment (PPE) requirements based on specifics of the incident. Deconflict DOD RSOI with state EMAC RSOIs.

5. Developing SA

a. Media reports, local DOD activities, and government agencies may provide easy access to photographs and news reports. This may enable a hasty analysis of the situation, enabling direct support by responding forces. Official websites (e.g., FEMA) contain policies, reference materials, and information about organizations involved in the area along with contacts. Representative Service EPLOs can assist in developing SA for their Service units, and can facilitate coordination with the Service component headquarters, and other Service resources. Additionally, EPLOs have a community-wide chat capability to leverage for exchanging information.

b. The commander's estimate of the situation is an analysis and establishes the appropriate course of action. In DSCA operations, the estimate further develops SA critical in providing operational support. Areas of particular emphasis include:

- (1) Identifying factors affecting area access, including supplying and re-supplying material.
- (2) Identifying environmental conditions (e.g., geography, meteorology, and other factors) affecting operational planning, C2, and force employment.
- (3) Determining communications capabilities and connectivity within the area of operations.
- (4) Identifying capabilities and limitations of federal, state, and other participants regarding national policy, public affairs guidance, and legal restrictions.
- (5) Identifying cultural and local language factors affecting the common understanding of the situation.
- (6) Determining the health status of the population and the remaining healthcare infrastructure and capability.
- (7) Determining the safety of navigation for water access.
- (8) Obtaining an infrastructure assessment.

c. Understanding the perception of the DOD's actions and the Federal Government's response by the local government and population is a key element in the development of SA. Commanders need to align their communication strategy with federal response leadership. They must remain engaged with all sources (e.g., media and local authorities) and make necessary changes to develop, promote, and sustain unity of effort and public trust. This should correct misunderstandings or unrealistic expectations regarding the military's role in the operation. Timing of the call-up is a key factor. At the outset, commanders must determine and communicate the military's role, termination and transfer criteria, and a transition plan. Commanders must address expectations as the operation progresses. The correct and standardized use of terms is critical in DSCA operations. Make every effort to use commonly understood terminology that does not hamper coordination with state

and local officials, NGOs, or international organizations. For example, avoid incorrectly using the terms refugee, displaced person, and evacuee, which have legal and unintended connotations.

d. Short duration DSCA operations focusing on minimizing human suffering and stabilizing the situation are ideal, such as SAR and recovery efforts during the crisis stage. Once the situation stabilizes, state and local governments assume the functions performed by the federal interagency and NG responders. Identify these transition plans and transfer points early.

6. Operational Concept and Initial Planning

During the initial response phase, local, tribal, state, private sector, and federal partners and FEMA collaborate on mission assignments supplementing on-scene and civilian capabilities. See appendix C for task force assignments during the initial response phase.

7. Evacuation Considerations

Evacuation order authority rests with civilian agencies. DOD units provide critical logistical and medical support for evacuation operations. DOD involvement in civilian evacuations demands a clear understanding of the specific operational requirements and legal ramifications. The appropriate agency coordinates evacuation areas and collection points, proper medical care, food, water, and shelter. See appendix C for planning considerations for a military assisted evacuation.

8. Communications and Planning Factors

a. Communications support is critical to successful disaster assistance operations. Often, disasters disable or destroy local communications systems, including cellular capabilities. Expect military organizations to extend communication capability to non-DOD disaster response task force partners.

b. DSCA operations demand timely action and interoperability of diverse groups (e.g., military, federal, and civilian entities). The ICS requires unclassified communications in clear text. Prioritize clarity over security when employing traditional military communications, security paradigms, and jargon.

c. There are three main levels of voice communications planning: C2 nets' satellite communications/high frequency (SATCOM/HF), tactical C2 nets' ultrahigh/very high frequency (UHF/VHF), and tactical operational nets. Operation orders (OPORDs) and special instructions provide frequency plans to support participants. To ensure maximum interoperability, the airspace control plan assigns frequencies.

d. As an overarching goal, data communications planning should emphasize ease of operability and availability of information to all participants. The goal of information management for DSCA operations is the timely flow of critical information to enhance a DSCA force commander's SA. Also, these information networks must be interoperable with NG forces executing DSCA.

e. C2 architecture planning considerations identify:

(1) Required reports and reporting frequency.

- (2) Classification levels.
 - (3) Communications requirements (e.g., SECRET Internet Protocol Router Network (SIPRNET), Non-Secure Internet Protocol Router Network (NIPRNET), or commercial internet; handheld radios and cellular phones).
 - (4) Public communications capabilities.
 - (5) Special joint information center and JTF public affairs officer (PAO) requirements.
 - (6) Strategic communications plans.
 - (7) Unique challenges communications units have in the DSCA environment.
- f. SAR communications planning integrates all participating agencies, including aircraft, maritime, and ground assets. Large-scale SAR operations may require additional forward operating bases. State EOC and JFO ESF-9 Search and Rescue monitor SAR and damage assessment operations integration.
- g. Upon deployment, establish communications with the primary communications agency. C2 systems should support immediate information exchange for:
- (1) Coordinating communications.
 - (2) Coordinating the local law enforcement response.
 - (3) Coordinating medical support.
 - (4) Disseminating higher headquarters' directives.
 - (5) Disseminating primary agency or JTF phone numbers and frequencies.
 - (6) Coordinating reports.
- h. Immediately, alert and deploy airborne C2 to the incident site, to SAR and emergency medical services, through the ICS. Military fixed-wing capabilities can support airborne C2 mission requirements and relay orders to rescue units to ensure expeditious life-saving operations.

Chapter IV

COMMANDER AND STAFF DEFENSE SUPPORT OF CIVIL AUTHORITIES MISSION CONSIDERATIONS

1. Overview

This chapter highlights specific planning considerations of DOD components supporting a DSCA mission. It is not an all-inclusive checklist. DSCA operation considerations include the following.

- a. Assessment, Preparation, and Mobilization. These considerations begin with all pre-incident actions; continue through post-notification, pre-deployment actions; and end at deployment.
- b. Deployment. These considerations begin with deployment of forces and end with commencement of operations.
- c. Support of Civil Authorities. These considerations begin with the first operational actions, upon arrival at the incident area and conclude when operations begin to draw down and there are no future mission requirements.
- d. Redeployment and Demobilization. These considerations begin when operations start to draw down and conclude with the successful and complete transition and release of personnel at their home station.

2. Tactical Level Leadership

- a. Assessment, Preparation, and Mobilization Considerations.
 - (1) Upon receipt of a mission, Title 10, USC forces must immediately coordinate with the appropriate DCO, JFC, or DSC, and their Service component.
 - (2) Request the staff judge advocate (SJA) provides a detailed briefing on specific DSCA legal constraints and how they will affect unit operations.
 - (3) Ensure personnel receive SRUF cards.
 - (4) Identify and contact civilian counterparts.
 - (5) Determine C2 relationships.
 - (6) Determine weapons, ammunition, and modified table of organizational equipment requirements and limitations.
 - (7) Coordinate and review disclosure and releaseability policies of IAA products with civil and interagency partners.
 - (8) Establish communication protocols. Use military assets for internal communications and develop specific plans for each unique civilian communications situation.
 - (9) Establish a battle rhythm while considering higher command and interagency timelines.
 - (10) Begin tracking daily costs and mission assignments.
 - (11) Determine force protection requirements and establish force protection condition (FPCON) levels.

- (12) Plan for media interactions.
- (13) Coordinate liaison officer (LNO) requirements with the DCO, JTF, or joint force headquarters (JFHQ).

Note: LNOs are different from EPLOs. LNOs represent their command. EPLOs are Service and other DOD personnel who coordinate military assistance to other federal agencies and state governments.

- (14) Ensure appropriate personnel are familiar with ICS processes and NIMS.
- (15) Achieve and maintain 100% personnel accountability.
- (16) Determine disengagement criteria if in an IRA situation.

b. Deployment Considerations.

- (1) Prepare a HAZMAT strategy.
- (2) Develop RSOI procedures.
- (3) Determine information requirements. They help commanders and staffs understand the adversary; operational environment; and status of agencies, units, and installations. Appendix C provides examples of possible information requirements.
- (4) Identify a base support installation (BSI), which is normally a DOD installation with an airfield and suitable support facilities. The BSI is the domestic equivalent of a theater base in an AOR. It may be the aerial port of embarkation (APOE) or seaport of embarkation (SPOE) and may become the RSOI facility for joint forces. Additionally, it may serve as a training facility and principal supporting base for federal response efforts. CDRUSNORTHCOM or CDRUSPACOM designates the BSI after receiving concurrence from the owning Military Department's secretary. Not all states have a DOD facility capable of handling military or heavy commercial aircraft. Therefore, RSOI may require use of a civilian site.

Note: Do not assume private or public property is available for military purposes.

c. Redeployment and demobilization considerations.

- (1) Develop a closeout and redeployment plan with JFHQ, DCO, DCE, or JTF.
- (2) Compile all data from support operations with DCE or NGB. Consider total man-hours, amount and type of equipment, and fuel used; maintenance performed; and equipment lost, damaged, or destroyed.
- (3) Title 10, USC forces need to coordinate with the DCO or DCE and IC upon mission completion, before departing the area of operations. Transition the mission and inform the IC who is assuming the mission support.
- (4) Consolidate costs associated with execution of DSCA mission assignments and submit a request for reimbursement to the appropriate headquarters.
- (5) Leave a clean footprint. Do not leave HAZMAT.
- (6) Prepare an after action report (AAR) and document lessons learned.

3. Personnel and Administration

a. Assessment, Preparation, and Mobilization Considerations.

- (1) Establish a personnel status report.
- (2) Coordinate with medical services for identified civilian treatment facilities.
- (3) Modify casualty reporting and tracking procedures to address unique challenges of operating in a DSCA environment. For example, access to the media may be greater during a DSCA operation, increasing the need for effective and accurate casualty reporting.
- (4) Coordinate casualty pay procedures and military pay problems with the BSI or the nearest military installation with a pay office.
- (5) Develop procedures for leave under emergency conditions and, depending on the duration of the mission, under ordinary policies.
- (6) Plan and publish personnel tracking requirements, reports, and timelines.
- (7) Establish mail operations.
- (8) Coordinate with logistic support to establish an administrative and logistics operations center.
- (9) Establish communications with the American Red Cross (ARC) and other civilian and military organizations that have sustainment roles in DSCA.

Note: As a special exception, DODD 1000.26E, *Support for Non-Federal Entities Authorized to Operate on DOD Installations*, authorizes installation-level support to the ARC. This allows DOD installations and units to support the ARC with warehousing, transportation, communications, and office spaces.

b. Deployment Considerations.

- (1) Prepare an advanced party representative.
- (2) Prepare an RSOI briefing.
- (3) Establish reporting procedures for subordinate units and coordinate with higher headquarters for any specific policies. Integrate and account for DOD civilians and contractors augmenting the unit.
- (4) Ensure all military personnel update their information in one of the following systems:
 - (a) Army Disaster Personnel Accountability and Assessment System.
 - (b) Marine Corps Total Force System or Marine Online.
 - (c) Navy Family Accountability and Assessment System.
 - (d) Air Force Personnel Accountability and Assessment System.

c. Support of Civil Authorities Considerations.

- (1) Coordinate sheltering support and determine availability of other support services (e.g., commissary, exchange, and daycare) for personnel living in the affected area.
- (2) Identify and use ICS reporting forms for submission to the DCO, JTF-State, or JFHQ-State.
- (3) Establish procedures for family members to contact military personnel.
- (4) Coordinate with PAO for media interactions.

- (5) Prepare personnel to support visitor operations.
- d. Redeployment and Demobilization Considerations.
 - (1) Track units as they depart the operating area.
 - (2) Out-process personnel through reverse RSOI.
 - (3) Respond to approved requests for personnel information on unit members (e.g., unit accountability of injured personnel and medical claims reimbursement).
 - (4) If required, ensure all assigned military and DOD civilian personnel complete a DD Form 2796, Post-Deployment Health Assessment, prior to leaving the operating area. If the situation does not allow for completing the health screening prior to departure, the individual's unit commander will ensure the completion and submission of the health assessment. The assessment must be submitted to the local medical treatment facility (MTF) commander at within 30 days of the individual's return.
 - (5) If required, ensure all assigned military and DOD civilian personnel complete a DD Form 2900, Post-Deployment Health Reassessment, 90 to 180 days after redeployment to home station.
 - (6) Prepare an AAR and document lessons learned.
 - (7) Consider awarding Humanitarian Service Medals for Presidential disaster declarations and local awards to incident command staffs.

4. Intelligence

- a. Assessment, Preparation, and Mobilization Considerations.

Note: In a DSCA environment, do not use the terms intelligence, surveillance, and reconnaissance or intelligence preparation of the battlespace. The appropriate terminology is IAA, at the tactical level, and operational environment assessment, at the operational level.

- (1) Gathering information on weather, roads, environmental factors, and the incident is legal and necessary. However, in accordance with DOD 5240.1-R, DOD and NG intelligence personnel may only collect and retain information pertaining to a US person when there is a specific mission and authority to do so. It is important that DOD personnel know to report all information regarding illegal activities to the appropriate civilian law enforcement agency (CLEA).
- (2) The DSCA EXORD authorizes the use of most IAA resources to support first responders and decision makers in the following missions:
 - (a) SA.
 - (b) Damage assessment.
 - (c) Evacuation monitoring.
 - (d) SAR.
 - (e) CBRN assessment.
 - (f) Hydrographic survey.
 - (g) Dynamic ground coordination.
- (3) The following information concerns IAA requests.

- (a) All requests for imagery or other intelligence support for areas within the US are subject to federal and DOD intelligence oversight regulations including, Executive Order 12333, DODD 5240.01, and DOD 5420.1-R. As a rule, do not use DOD intelligence capabilities, resources, and personnel for activities other than foreign intelligence or counter-intelligence, unless specifically approved by the SecDef. For SA, planning purposes, or upon receipt of validated mission assignment, use NG intelligence community personnel and non-intelligence equipment in a Title 32, USC or SAD status to fulfill TAG requirements. Due to potential violations of the PCA through direct DOD support to CLEAs, closely review and separately process requests for military support to CLEAs for approval. Process support requests according to DODI 3025.21, and DOD 5240.1-R, Procedure 12.
- (b) File an approved PUM with the appropriate approval authority before tasking airborne platforms to collect domestic imagery. In the event of an emergency where USNORTHCOM is the designated lead DOD operational authority, comply with proper use provisions by coordinating related requests for domestic imagery from airborne platforms with USNORTHCOM. Refer to appendix B for further guidance on IAA requests.
- (c) When NG forces are in Title 32, USC Status, the JFHQ-J2 will work with the remote sensing community, including local, state, and federal agencies, to identify IAA requirements and available IAA assets to ensure unity of effort. Coordinate unsatisfied requirements between the JFHQ-J2 and NG-J2 via a J2 coordination cell. NG-J2 can identify the availability of additional Title-32 Force assets or interagency operations to cover unmet IAA needs.
- b. Deployment Considerations.
- (1) Prepare an advanced party representative.
 - (2) Establish information gathering methodologies.
 - (3) Contact IAA counterparts.
 - (4) Develop and IAA campaign plan.
 - (5) Request additional IAA mission support.
- c. Support of Civil Authorities Considerations.
- (1) During terrain analysis, consider the civilian infrastructure (e.g., sewer, water, energy, access, administration, transportation, medical, and safety).
 - (2) Maintain contact with IAA counterparts for assistance in obtaining incident information.
 - (3) Develop a production, assessment, and dissemination plan.
 - (4) Prepare an environmental hazards assessment defining impact on current and future operations. Post weather assessments and continuously monitor weather conditions.
 - (5) Identify and display areas without utilities.
 - (6) Coordinate with the incident management planning staff.
- d. Redeployment and Demobilization Phase.

- (1) Determine and execute close-out and transition activities.
- (2) Safeguard and transfer sensitive information and imagery collected during the operation, according to DSCA guidance.
- (3) Prepare an AAR and document lessons learned.

5. Plans and Operations

a. Assessment, Preparation, and Mobilization Considerations.

- (1) Military units support the civilian authorities. The supported commands are the local authorities at the state, city, and county levels. The principal arbiter between the federal military (i.e., Title 10, USC) and other federal and state entities is the DCO who transmits specified tasks to the JTF or Title 10, USC forces. The DCO will maintain a mission assignment tracking sheet, and the FEMA JFO will produce an ICS Form 204 (figure 8). The JTF translates civil authority assignments into clear and supportable tasks and coordinating instructions via FRAGORDs to supporting tactical commanders. The JTF manages the force into and out of mission assignment operations and during self-support operations.
- (2) Review disaster response plans.
- (3) Establish communications with the DCO, DCE, and planning sections. Additionally, communicate with JFHQ-State, and the DOD state EPLO located at the state EOC.
- (4) Determine LNO requirements, nominations, and support relationships.
- (5) Determine the Title 10, USC military, federal response, and state NG chains of command, and the state civilian command organization.
- (6) Write a tactical-level DSCA operation warning order, as applicable.
- (7) Coordinate mission tasking with the DCO or DCE.
- (8) Coordinate RUF with the SJA.
- (9) Prepare a deployment OPORD.
- (10) Develop information sharing protocols (e.g., share point portals, web pages, email lists, chat locations, and shared drives).
- (11) If authorized, determine weapons storage requirements. Determining status of weapons and arming will occur above the JTF level. Weapons RUF may require separation of weapons from primary users.
- (12) Plan for unclassified communications, documentation, and automation.
- (13) Capture all costs for DOD reimbursement.
- (14) Prepare for immediate SAR support. The urgency of the mission may adjust the deployment, base establishment, and RSOI sequence.

b. Deployment Considerations.

- (1) Complete an OPORD.
- (2) Conduct an update brief.
- (3) Establish a tactical operations center (TOC).
- (4) Track developments at the incident site.

- (5) Obtain the emergency operation plans for federal, state, tribal, and local organizations.
- (6) Develop assessment information.
- (7) Establish communication and coordinate with the DCO, JFC, and JFHQ-State to obtain key points of contact in the operating area, such as the:
 - (a) Governor.
 - (b) Mayor.
 - (c) City or county manager.
 - (d) Chief of police.
 - (e) Chief of the fire department.
 - (f) Chief executive officer of the town.
 - (g) Emergency medical service chief of the town.
 - (h) Emergency management director of the town.
 - (i) Infrastructure management security (e.g., malls and prisons).
 - (j) Airfield operations managers.
 - (k) Airfield tower manager.
- (8) Evaluate the site location.
 - (a) Map the incident location by latitude and longitude, military grid reference system, or Global Positioning System to facilitate airborne operations.
 - (b) Determine major routes and roads.
 - (c) Identify potential staging areas and helicopter landing sites.
 - (d) Identify known hazardous materials.
 - (e) Determine if natural or man-made barriers or terrain features will hinder operations.
 - (f) Determine the peak and off-peak population and the times of day with the greatest fluctuations.
 - (g) Evaluate the lighting conditions during hours of darkness.
 - (h) Review ICS 215A, Incident Action Plan Safety Analysis, for additional information on potential risks.
- (9) Medical Considerations.
 - (a) Record locations and phone numbers of medical facilities in the vicinity.
 - (b) Record locations and phone numbers of all designated emergency shelters and their capacity.
 - (c) Create locations to deliver rescued persons.
- (10) Communications.
 - (a) Establish a primary mode of communication (e.g., radio, telephone, cellular phone, or email).
 - (b) List radio frequencies, email addresses, and websites specific to the response.

c. Support of Civil Authorities Considerations.

- (1) The plans and operations section personnel should review civil authority planning considerations (e.g., state NG operations and plans and military JTFs). ICS 201, Incident Briefing; ICS 202, Incident Objectives; and ICS 203, Organization Assignment List, contain incident plans and lessons learned. Consult the DCO and DCE for assistance with these documents.
- (2) To integrate effectively into the incident response, units must understand the civilian organization and its responsibilities, the state NG organization, USC authorities, and the JFO organization. As a supporting command, Title 10, USC, military forces must adapt to each organization's battle rhythm.
- (3) Establish and maintain communications with military units, organizations, and commands in the operating area, including military units not in the JTF or in Title 10, USC status.
- (4) Establish a common operational picture to track mission assignment execution and costs.
- (5) Coordinate for daily situation reports (SITREPs) from external agencies (e.g., state EOC, JFHQ-State, JTFs, joint forces land component commander (JFLCC), JFACC, and JFO).
- (6) Protect the force by:
 - (a) Conducting an all-hazards threat assessment.
 - (b) Implementing baseline FPCON and other directed protection measures.
 - (c) Implementing threat warning and reporting.
 - (d) Integrating forces on DOD installations into installation anti-terrorism plans.
 - (e) Prescribing appropriate IPE and PPE.
 - (f) Directing security measures to mitigate risk.
- (7) Identify any HAZMAT concerns in the operating area. Provide locations and detailed situational information to civilian HAZMAT teams. Develop a procedure for communicating HAZMAT issues.
- (8) Assist in locating hazards or potential threats, when requested.
- (9) Assist in determining numbers and locations of dislocated persons.
- (10) Assist in locating victims requiring rescue, evacuation, or medical treatment and provide sustainment activities.
- (11) Track all personnel rescued or evacuated with JFHQ-State or JFO.
- (12) Determine the status of lines of communication (e.g., major roads, railroads, waterways, ports, and airports).
- (13) Coordinate public affairs with the JFO PAO.
- (14) Plan to terminate operations or transfer them to follow-on forces, or civilian counterparts. Considerations include:
 - (a) Did the joint forces accomplish their mission?
 - (b) What is the new mission?

- (c) What US forces, equipment, supplies, or other resources will remain?
 - (d) Are new RUF required?
 - (e) Will consequence management operations be discontinued, interrupted, or transferred?
 - (f) What will be the command relationship to forces left behind (e.g., LNO or JTF consequence management)?
 - (g) Will the incoming force or organization use the same headquarters facility or BSI?
 - (h) Is sufficient security available? Who will provide it?
 - (i) How will the turnover be accomplished?
 - (j) Who will handle media engagement during the transition?
 - (k) Has USNORTHCOM, USPACOM, or US Transportation Command (USTRANSCOM) approved redeployment airlift, sealift, or ground transportation?
 - (l) Are task force commanders aware of requirements and expectations?
- (15) Coordinate required OPORD and FRAGORDs.
- (16) Develop, coordinate, synchronize, and integrate plans with designated supported headquarters and federal agencies (e.g., FEMA).

Note: If local businesses and contractors can perform missions and tasks assigned to DOD, continued employment of military personnel may be unnecessary or illegal. The incident commander will determine when disengagement criteria has been met and when to withdraw military units.

d. **Redeployment Considerations.**

- (1) According to DCO or TAG directives, set end-state conditions as soon as possible.
- (2) Notify authorities of the demobilization timeline.
- (3) Coordinate with DCE to compile all data from support operations (e.g., total man-hours, fuel, and number and type of equipment used; maintenance performed; and equipment lost, damaged or destroyed).
- (4) Coordinate with base operations for turn-in of issued equipment and clearing of all facilities.
- (5) According to Service guidance, consolidate all journals, reports, records, notes, and supporting documents for input into the AAR to document lessons learned.

6. Logistics and Resource Management

a. **Assessment, Preparation, and Mobilization Considerations.**

- (1) Conduct a contract support analysis of the operational environment.
- (2) Assess BSI contracting capabilities and the ability to accommodate additional contacting personnel assets.

- (3) Assess local business infrastructure's ability to provide contracted support to humanitarian and disaster relief and Title 10, USC force requirements.
- (4) Coordinate with local, state, federal and NGO support partners to ensure all entities are not competing for like supply, service, and construction requirements.
- (5) Identify existing contract vehicles to support Title 10, USC force requirements.
- (6) Establish an operational contract support incident commander at the component or JTF level to assist in contract support planning and coordination.
- (7) Identify logistics plans of the civil authorities and establish a strong working relationship with logistics liaisons. Normally, the closest Title 10, USC installation provides logistics functions. Designate this installation as the BSI. Title 10, USC forces will base and receive support from the BSI for operations in the response area. Logisticians must integrate logistics requirements into the BSI requirements to prevent shortages of equipment and repair capabilities
- (8) Establish procedures to address the challenges of mortuary affairs, including religious support. Military mortuary affairs within the US differ from combat-related and civilian mortuary affairs. Additionally, civilian mortuary affairs differ by locality.

Note: The specific legal regulations outlining what Service members can and cannot do regarding mortuary affairs and recovery of human remains vary by state. For more information, see JP 4-06, *Mortuary Affairs*.

- (9) Begin tracking all costs, expenditures, and mission assignments prior to deployment and retain documentation and receipts.
- (10) Determine options for suppliers, their locations, and transportation requirements.
- (11) Prepare for disaster-related outages or interruptions in services or utilities (e.g., electricity, water, sewage, and fuel).
- (12) Estimate how reduced infrastructure availability will impact supply distribution and standard consumption rates.
- (13) Determine sources for petroleum, oil, and lubricants (POL).
- (14) Estimate logistics support requirements for each class of supply.
- (15) Expect resupply from the BSI. Staff supply requests through USNORTHCOM, USPACOM, and Service components. However, the BSI's capabilities determine the level of supply support.
- (16) Order common logistics items, such as Class I (food and water) and Class III (bulk fuel), using the BSI support document numbers, through normal military standard requisitioning and issue procedures (MILSTRIPs) based on input from the operational headquarters. Authorized units will request and draw commodity support from the BSI supply support activity.
- (17) Do not anticipate Class IV (engineer material) support from the BSI. Report exceptions to the designated operational headquarters as part of the requirements forecasts.
- (18) Draw Class V (ammunition) from the BSI, by exception.

- (19) Purchase Class VI (personal items), including sundry packs, from the installation commissary and exchange, as required by the deployed forces.
- (20) BSI medical facilities will support the hosted forces for medical treatment. Medical logistics will be provided by the single integrated medical logistics manager or through the theater lead agent for medical materiel.
- (21) Request Class IX (repair and replacement parts) items.
- (22) Track and report all costs incurred by the BSI.
- (23) Remember, DOD components are responsible for their Service-specific logistics and personnel support of deployed units. Expect units to reach back to their home station for Service-specific items. When Service-specific support is not available from home stations, Title 10, USC units should contact USNORTHCOM or USPACOM Service components for assistance. Commercial or military convoys can move the requested assets.
- (24) Based on its capabilities, the BSI will support in moving forces and equipment from the aerial port of debarkation (APOD) or seaport of debarkation (SPOD) to the reception site. If the BSI does not have movement support capabilities, the unit should request transportation from its home station, USNORTHCOM, or USPACOM. Base types and quantity of support equipment is based on the time-phased force and deployment data in the Joint Operation Planning and Execution System. The BSI will assist in moving forces and equipment from BSI to APOE or SPOE.
- (25) Coordinate APOD or SPOD operations support from the BSI with the J4 from the operational headquarters.
- (26) Plan for and coordinate military sustainment requirements with the logistics section chief.
- (27) Coordinate with the logistics section chief, at the earliest opportunity, regarding sustainment requirements, including:
 - (a) Deployment site and size.
 - (b) Shower facilities.
 - (c) Laundry.
 - (d) Latrines.
 - (e) Power (e.g., hardline or generator).
 - (f) Trash service.
 - (g) Telephone capabilities.
 - (h) Copier.
 - (i) Ordering procedures for civilian supplies.
- (28) Determine morale, welfare, and recreation phone requirements.
- (29) Determine military vehicle restrictions.
- (30) Plan for weapons storage and a guard force.
- (31) Establish policies and procedures for military personnel transportation.
- (32) Determine specialized equipment needs and availability (e.g., cold weather gear or medical supplies).

- (33) Plan for maintenance requirements of the military equipment.
 - (34) Coordinate with JFHQ-State on use of state maintenance facilities for equipment and vehicles.
 - (35) Identify the power requirements (e.g., 110 volts versus 220 volts) for equipment. Provide specific power generation equipment, parts, and fuel for essential communication equipment.
 - (36) Determine the availability of DOD, federal, or state support organizations to provide sustainment.
 - (37) Prepare to deploy a logistics representative with the advance party.
- b. Deployment Considerations.
- (1) Maintain detailed mission costs and financial expenditures records. Keep receipts. The following is a partial list of items to include:
 - (a) A record of missions performed, with particular attention to all aviation mission support.
 - (b) Rosters of personnel involved.
 - (c) Travel and per diem for military and civil service personnel.
 - (d) Lodging costs.
 - (e) Transportation costs (e.g., car and bus rentals, chartered aircraft, and fuel).
 - (f) All contracting costs.
 - (g) Equipment provided or operated (estimated hourly cost for operation).
 - (h) Materiel provided from regular stock (all classes of supplies).
 - (i) Laundry expenses.

Note: For DOD to receive reimbursement, document DSCA support in a memorandum to higher headquarters or in accordance with command procedures. Reference the DSCA EXORD for reimbursement processes.

- (2) Track and record the daily logistics status.
 - (3) Use properly trained contracting officers and pay officer representatives to support mission requirements.
 - (4) Establish an administrative and logistics operations center.
 - (5) Develop an IPE and PPE exchange policy with the logistics section chief. Daily equipment exchanges are overwhelming if not handled correctly.
 - (6) Determine logistics supply and distribution points.
- c. Support of Civil Authorities Considerations.
- (1) Confirm sources to purchase parts, POL, and supplies. These may not exist in the disaster area. Confirm a memoranda of understanding (MOU) is needed for supplies.
 - (2) Understand funding authorities for logistical support. Funding authorities vary for Titles 10 and 32, USC and SAD forces.
 - (3) Procure and plan movement for food, water, and supplies.

- (4) Work with the logistics section chief at the incident site to record civilian equipment issued by civilian authorities.
 - (5) Submit statements of work or requirement determinations through the supporting contracting team.
 - (6) Establish controls for use of Government purchase cards.
 - (7) Coordinate with the medical officer, or team, to efficiently dispose organic medical assets.
 - (8) Provide ground support, military transport, and civilian movement.
 - (9) Plan vehicle recovery and extraction.
 - (10) Confirm waste removal plans.
 - (11) Find local sources of media reproduction (e.g., high-speed, large-format printing).
 - (12) Provide mortuary services for military personnel.
 - (13) Determine how to process mortuary services for civilian casualties.
- d. Redeployment and Demobilization Considerations.
- (1) In coordination with the DCE, compile all data from support operations (e.g., total man-hours, fuel, and amount of equipment used; maintenance performed; and equipment lost, damaged, or destroyed).
 - (2) Complete accounting and turn-in of any unused supplies, especially Class V (ammunition).
 - (3) Close out all remaining contracts.
 - (4) Submit reports and request reimbursement.
 - (5) Include clearing base camp of equipment provided by civilian authorities in demobilization procedures.
 - (6) Prepare an AAR and document lessons learned.

7. Communications

- a. Assessment, Preparation, and Mobilization Considerations.
- (1) Perform internal military communications according to unit standard operating procedures.
 - (2) Do not assume military communications equipment is compatible with civilian equipment. Plan to adapt to civilian equipment. The National Interagency Incident Communications Division (NIICD) located at the National Interagency Fire Center (NIFC) provides portable emergency communications, technical training, and remote sensing imagery by aircraft. For information regarding the operation and maintenance of commercial communications equipment, go to <http://www.nifc.gov/NIICD/index.html>.

Note: Ensure all LNOs deploy with the necessary equipment to communicate with higher headquarters. LNOs must have computer systems and wireless or satellite capability to perform their duties effectively. Do not assume the receiving organization will provide communication capabilities.

- (3) Coordinate with military, local, tribal, state, and federal agencies and organizations; NGOs; and volunteers to determine the most feasible solutions for effective communication. Sources of information from the JFO include ICS 205, Incident Radio Communications Plan.
 - (4) Identify civilian common-operational-picture requirements and determine the best method for accessing state emergency management agency software.
 - (5) Ensure initial communications capabilities are self-sufficient. Coordinate interoperability with local authorities.
 - (6) Do not send equipment without operators, essential repair parts, manuals, tools, and initial fuel and power generation equipment due to difficulty obtaining these in the affected area.
 - (7) Plan for an unclassified operating environment for communications, internet, and automation.
 - (8) Plan for a means to share information, such as a SharePoint portal, webmail, an email list, chat, or shared drive.
 - (9) Disseminate communications support requirements to civilian authorities. If communications support is required:
 - (a) Determine configuration and frequency band requirements.
 - (b) Procure necessary equipment.
 - (c) Establish data and voice protocols.
 - (d) Keep good records for funding reimbursement.
 - (10) Plan for all means of communications and purchasing additional communication devices or services, like:
 - (a) Telephone (e.g., satellite, cellular, or landline).
 - (b) Radio (e.g., military, maritime, and civilian in all bandwidths).
 - (c) NIPRNET.
 - (d) SIPRNET.
 - (e) Video and video teleconference equipment.
 - (f) Satellite-based commercial internet systems.
 - (11) In the event of a CBRN incident (especially electromagnetic pulse effects), plan for disruption of the information and communications infrastructure.
- b. Deployment Considerations.
- (1) Issue a communications plan.
 - (2) In coordination with the operations staff, develop a written information management plan, including all levels and capabilities of communications (i.e., primary, alternate, contingency, and emergency).
 - (3) Establish the communications architecture (e.g., internet, telephone landline, and cellular phone networks).
 - (4) Establish and maintain communications with JFHQ, DCO, DCE, JTF, and IC. When providing radio equipment, units must include properly controlled cryptographic item practices in their planning.

- (5) Publish military phone books and acquire important civilian points of contact listings. Avoid publishing Defense Switched Network (DSN) numbers.
- (6) Deploy a communications representative with the advance party.
- (7) Determine the initial communications package and its expansion options.
- (8) Maintain awareness of power supply requirements.
- c. Support of Civil Authorities Considerations.
 - (1) Establish TOC and area communications operations center architecture.
 - (2) Conduct synchronization meetings among all primary entities.
 - (3) Monitor the status of satellite, cellular phones, and cable internet.
 - (4) If necessary, provide communications equipment (e.g., cellular phones, radios, and base sets) to civilian authorities.
 - (5) Identify the power requirements for the equipment. Provide power generation equipment, parts, and fuel for essential communication equipment.
- d. Redeployment and Demobilization Phase.
 - (1) Ensure accountability for all communications equipment.
 - (2) Prepare an AAR and document lessons learned.

8. Civil Authority Information Support

During DSCA operations, military information support (MIS) forces can be employed to conduct civil authority information support element (CAISE) activities to provide public information and disaster relief messaging to affected populations. CAISE activities are executed only under the direction and authority of a designated lead federal agency or civil authority. When executing CAISE operations, MIS forces are restricted by policy and SecDef guidance to only broadcasting and disseminating public information. The lead federal agency PAO, incident PAO, or the joint information center (as part of the ESF-15 office) provide and coordinate message content. When authorized, MIS forces use their media development, production, and dissemination capabilities to create and deliver approved messages.

- a. Assessment, Preparation, and Mobilization Considerations.
 - (1) Establish SA by reviewing all pertinent documents for CAISE guidance (e.g., deployment order, contingency plan, and EXORD).
 - (2) Monitor news reporting to maintain SA of environmental conditions and the status of the affected population.
 - (3) Identify potential gaps in information dissemination capabilities in the affected area to anticipate support requests.
 - (4) Identify equipment and personnel requirements to support the CAISE mission.
 - (5) Deploy a CAISE planner in advance of CAISE assets to help civil authorities understand and effectively use CAISE capabilities.
 - (6) Refer to CJCSI 3110.05E, *Military Information Support Operations Supplement to the Joint Strategic Capabilities*, JP 3-13.2, *Military Information*

Support Operations, and field manual (FM) 3-53, *Military Information Support Capabilities* for further guidance.

b. Deployment Considerations.

(1) Establish contact with the joint information center and appropriate ESF-15 external affairs officer or public information officer (PIO).

(2) Brief CAISE capabilities, at the earliest opportunity, to ESF-15 external affairs officer to increase understanding of CAISE capabilities.

(3) Brief CAISE capabilities to and advise the task force commander on how best to employ CAISE capabilities to support civil authorities.

(4) Identify the themes to stress. Any themes not approved and promulgated by civil authorities will not be used or disseminated by CAISE for DSCA operations.

c. Support of Civil Authorities.

(1) Coordinate with other military media teams (e.g., combat camera and public affairs) for video and still imagery support.

(2) Refer media queries concerning CAISE mission and capabilities to the appropriate PAO.

(3) Establish a civil authority approval process for information products prior to dissemination.

d. Redeployment and Mobilization Considerations.

(1) Establish a continuity file for relief by follow-on CAISE.

(2) Develop a historical record of approved information products (e.g., print, visual, and audiovisual) developed and disseminated during the incident.

(3) Prepare an AAR and document lessons learned.

9. PAO and PIO

a. It is the responsibility of local and state officials to provide information and directions to the public (e.g., evacuation procedures). Each state determines who has the authority to provide directions to the public (i.e., the sheriff, mayor, or judge).

Note: DOD agencies may assist the appropriate authorities with disseminating properly attributed information (e.g., "The mayor has directed a mandatory evacuation for the city.").

b. Normally, general information to the public about the event will come from the incident PAO, press, PIO, or the joint information center. Supporting agencies may assist in disseminating this information, but are limited to providing specific information only about actions of their agency. For DOD, this means limiting public affairs activities to supporting the primary agency or focusing on the actions of DOD to support the incident. DOD public affairs activities will not place DOD in the forefront. DOD is a partner and participant in the incident response.

c. The PAO is responsible for ensuring military personnel are aware of the potential consequences associated with questionable behavior on camera or speaking to the media without authorization. Encourage PAOs to complete on-line training at the FEMA website.

d. Assessment, Preparation, and Mobilization Considerations.

- (1) Develop talking points for the commander.
- (2) Establish contact with the JTF, JFHQ PAO, component PAO, or CCMD PAO for public affairs guidance.
- (3) Coordinate with the state and FEMA press information officers to obtain a consistent message and talking points.
- (4) Monitor news and social media outlets.
- (5) Provide military units with current public affairs guidance and talking points prior to entry into the affected area. If public affairs guidance does not exist, draft proposed guidance and submit it to higher headquarters.
- (6) Develop media smart cards on public affairs guidance for all military personnel.

Note: Remember, for the press, nothing is off the record; and the camera is always rolling. It is important to stress to Service members how a single Soldier, Sailor, Airman, or Marine can make a positive or negative strategic impact.

- (7) Develop plans for organization and equipment necessary for a public affairs team.

e. Deployment Considerations.

- (1) Establish contact with the appropriate ESF-15 office, external affairs officer, primary agency PAO or PIO, and NG PAO.
- (2) Designate one or two representatives to the joint information center.
- (3) Brief deploying personnel on media and public engagement policy and distribute media smart cards.
- (4) Issue guidance on personal photography, blogs, and emails.
- (5) Select and train media escorts.

f. Support of Civil Authorities Considerations.

- (1) Brief task force and unit commanders on their roles, responsibilities, and authorities concerning public information requests.
- (2) Prepare the commander and other key staff members for media interviews.
- (3) Prepare news releases.
- (4) Refer media queries, outside the scope of release authority, to appropriate agencies or higher headquarters.
- (5) Provide video and still imagery of military support to higher headquarters in a timely manner.
- (6) If experienced and trained camera crews are available (e.g., combat camera teams) consider requesting them to provide imagery support to the PAO.

- g. Redeployment and Demobilization Considerations.
 - (1) Implement a public affairs strategy for departure of military forces, placing civil responders in the forefront.
 - (2) Develop a historical record of media resources (e.g., video, photo, and transcripts) gathered during the incident.
 - (3) Prepare an AAR and document lessons learned.

10. SJA

The laws and regulations regarding operations on US soil differ from those for combat operations. Commanders and all DOD personnel involved need to be aware of these differences. It is essential the SJA educate the commander and staff about the legal uniqueness of DSCA operations. SJAs will work with commanders to handle all legal issues.

- a. Assessment, Preparation, and Mobilization Considerations.
 - (1) Review all documents (e.g., deployment order, EXORD, and requests for assistance).
 - (2) References may include:
 - (a) DODD 3025.18.
 - (b) DODI 3025.21.
 - (c) DODI 3003.1, *DOD Support SAR*.
 - (d) Deputy Secretary of Defense Policy, Policy Memorandum 15-002, *Guidance for the Domestic Use of Unmanned Aircraft Systems*.
 - (e) *National Search and Rescue Plan of the United States*.
 - (f) DODD 5240.01.
 - (g) DOD 5240.1-R.
 - (h) DODD 3000.03E, *DoD Executive Agent for Non-Lethal Weapons (NLW), and NLW Policy*.
 - (i) DODD 5210.56, *Use of Deadly Force and the Carrying of Firearms by DOD Personnel Engaged in Law Enforcement and Security Duties*.
 - (3) Have copies of the SRUF in CJCSI 3121.01B available for the commander to review. Brief personnel and issue an SRUF card prior to deployment from the home station.
 - (4) The SJA should have a copy of DODD 5200.27, *Acquisition of Information Concerning Persons and Organizations not Affiliated with the Department of Defense*, available and understand the restrictions on acquiring information about non-DOD affiliated persons. Additionally the SJA should understand the limitations of the intelligence community's ability to collect information concerning US persons under DOD 5240.1-R.
 - (5) NG personnel working in Title 32, USC or SAD status follow state RUF. SJAs should brief the differences between the state and military RUFs.
 - (6) Review funding, demobilization, and entrance and exit strategies, according to component and duty status.

b. Deployment Considerations.

- (1) Contact the state SJA at the JFHQ to coordinate legal aspects of the deployment.
- (2) Maintain SA of mission execution and ensure unit activities comply with the law.
- (3) Prepare to deploy required personnel with the advance party.
- (4) Ensure all military personnel know their legal authorities (Title 10, USC; Title 32, USC; or SAD) and limitations.
- (5) Provide status reports to higher headquarters including:
 - (a) Criminal incidents.
 - (b) Disciplinary, administrative, and prosecutorial actions.
 - (c) Claims against the US Government.
 - (d) Number of personnel receiving legal assistance.

c. Support of Civil Authorities Considerations.

- (1) Verify proposed mission assignments are permissible, approved, and executed according to applicable references and restrictions.
- (2) Ensure personnel involved in military support to CLEA comply with the guidance and limitations found in the PCA, SRUF, and intelligence oversight rules and restrictions. Assist personnel in preparing PUMs.

d. Redeployment and Demobilization phase.

- (1) Complete all legal actions before redeployment.
- (2) If possible, close all civil and military actions prior to redeployment.
- (3) Prepare an AAR and document lessons learned.

11. Religious Support

a. Military religious ministry personnel provide religious support as part of a religious support team (RST). Primarily, the RST deploys to provide religious support to authorized DOD personnel, including military members, their families, and other authorized DOD civilians (assigned and contracted).

b. Currently, DOD interpretation of the Establishment Clause of the Constitution and DOD legal guidance prohibit chaplains from providing religious support to the civilian population. However, rare and catastrophic, large-scale disasters may overwhelm local and state capabilities. In these situations RSTs may serve as liaisons to NGOs and faith-based organizations when authorized by the IC.

c. RSTs may provide incidental support to persons not affiliated with the Armed Forces during the execution of an authorized mission when all the following criteria are met:

- (1) An individual requests support in an emergency situation where the need is immediate, unusual, and unplanned.
- (2) The need is short in duration and prone to rapid deterioration requiring immediate care (e.g., provision of "Last Rites").

- (3) The clergy unaffiliated with the Armed Forces are incapable of providing support.
- (4) Time, distance, and the state of communications may require on-the-spot determination by the IC with input from the chaplain.
- (5) The support is incidental, incurring no incremental monetary cost and does not detract from the primary role of the RST.
- d. Assessment, Preparations, and Mobilization Considerations.
 - (1) Deploy liturgical supplies.
 - (2) Coordinate requests for a chaplain with a medical officer, civilian care providers, the ARC, and other civilian agencies.
 - (3) Identify Service and civilian chaplains and clergy requirements.
 - (4) Anticipate the chaplain faith and denominational balances with the population they will serve.
- e. Deployment Considerations.
 - (1) Identify, mobilize, and deploy religious support personnel.
 - (2) Maintain SA of and report stress levels of assigned DOD personnel, first responders, and affected civilians.
 - (3) Act to provide care and mitigate stress.
- f. Support of Civil Authorities Considerations.
 - (1) Conduct crisis intervention or critical incident stress management training coordinated with healthcare providers.
 - (2) Coordinate with appropriate staff agencies to ensure subordinate chaplains and enlisted religious support personnel receive appropriate support and professional guidance.
 - (3) Provide religious support to authorized DOD personnel and focus on mitigating the impact of traumatic events.
- g. Redeployment and Demobilization Considerations.
 - (1) Prepare for conducting critical event debriefings or other critical incident stress management requirements.
 - (2) Advise the command on the community's capabilities to resume normal functions without military support.
 - (3) Prepare an AAR and document lessons learned.

12. Medical Officer, Surgeon, and Medical Teams

- a. Assessment, Preparation, and Mobilization Considerations.
 - (1) Augment federal, state, or local medical assets to save lives and minimize human suffering. Military medical forces remain under C2 of US military commanders but support the Department of Health and Human Services.
 - (2) Prepare to use military and civilian resources, process military and civilian casualties, and complete proper documentation.

(3) When a JTF is activated, designate a command surgeon from one of the component Services who reports directly to the JFC or JFLCC. The command surgeon will assess the health service support and force health protection requirements and capabilities.

Note: Refer to JP 4-02, *Health Service Support*, for a description of the JTF surgeon's responsibilities.

(4) Due to the numerous categories of patients requiring treatment, medical providers should understand medical eligibility guidelines to ensure patients have proper access to care. The medical eligibility for care criteria defines when a military medical provider may treat civilian patients and when civilian providers may treat military personnel. A determination of eligibility is made at the highest level possible with SJA support.

Note: Title 32, USC forces differ from Title 10, USC with regard to medical paperwork, records, and tracking.

(5) The Federal Tort Claims Act of 1946 and the Medical Malpractice Immunity Act of 1976 (known as the Gonzalez Act) provide protection for DOD health care providers. Claimants must seek compensation from the US Government. Health care providers are immune to liability for care given while acting within the scope of their medical duties, including incidents occurring off-post while treating civilian victims during a declared national emergency or disaster.

(6) An EMAC between states covers tort liability and immunity for NG medical personnel.

(7) Disasters produce strong emotional and physical responses from victims and rescuers. Behavioral health personnel play a vital role in advising leaders on preventive measures and addressing operational stress reactions and other behavioral health issues. Examples of basic preventive measures include:

- (a) Providing an environment to field concerns and allow victims to decompress.
- (b) Keeping families together.
- (c) Providing frequent, clear, and updated information to victims.
- (d) Helping maintain connections with friends and family.
- (e) Maintaining awareness of the stress levels of others.
- (f) Insisting on proper sleep, nutrition, and exercise among responders.

(8) Understand the risks of mosquitoes or other insects and close contact with ill persons to prevent exposing civilian and military populations to illness.

(9) Health risks will arise due to:

- (a) Lack of waste disposal.
- (b) Contaminated food and water.
- (c) Inadequate hygiene.
- (d) Exposure to heat, cold, or water.

(10) Exposure to airborne particulates from dust created during recovery and reconstruction activities will pose short- and long-term health risks. Burning debris or other combustible materials contribute to elevated particulate levels. The debris in a collapsed building may include asbestos and lead paint.

(11) Emphasize comprehensive medical, occupational, and environmental health surveillance activities; preventive medicine measures; and field hygiene. To minimize exposure to occupational and environmental health hazards, military personnel should:

- (a) Inspect facilities prior to entry.
- (b) Identify, report, and avoid ruptured natural gas lines.
- (c) Test and ventilate spaces exposed to carbon monoxide producing devices.
- (d) Use appropriate IPE and PPE (e.g., face masks) to avoid inhaling airborne debris.
- (e) Dispose of waste properly.
- (f) Consume food, water, and ice from approved sources.
- (g) Provide proper hand-washing facilities near all latrines and dining facilities and enforce their use.
- (h) Avoid animal contact.
- (i) Report all animal bites and scratches to medical personnel.
- (j) Avoid skin contact with contaminated soil and surface water (e.g., rivers, lakes, irrigated fields, or puddles).
- (k) Take tuberculin skin tests before and after deployment.
- (l) Maintain at least 72 square feet per person in sleeping quarters and sleep head-to-toe.
- (m) Use insect repellent containing Diethyl-meta-toluamide (DEET) on all exposed skin.
- (n) Use bed nets in field conditions.
- (o) Take malaria prevention medicine as directed.

Note: Malaria and dengue are serious diseases spread by bites from infected mosquitoes. For up to one year following exposure, personnel who become ill with a fever and shaking chills should seek immediate medical attention.

- (12) Validate credentials.
- (13) Provide a medical doctor, nurse practitioner, physician's assistant, nurse corps officer, and one medic for deployment with the advance party.
- (14) Plan and conduct the medical portion of personnel readiness processing, including necessary vaccinations.
- (15) Ensure Reserve component personnel activated for longer than 30 days complete DD Form 2795, Pre-deployment Health Assessment.
- (16) Obtain pertinent information on medical facilities and capabilities.
- (17) Establish evacuation and patient tracking policies.

- (18) Ensure all military personnel deploy with a 90-day supply of individual medication.
 - (19) Prepare for the medical portion of RSOI.
 - (20) Conduct an assessment of operationally significant health threats and available medical support resources. Mitigate health threats prior to deployment.
 - (21) Prepare mass casualty plans.
 - (22) Prepare a medical annex for the OPORD.
 - (23) Obtain adequate resupply support from the supporting medical treatment facility or installation medical supply activity.
 - (24) Estimate medical logistics requirements and plan Class VIII (medical) resupply sets and preconfigured push-packages to support initial sustainment operations until replenishment by line-item requisition is established. During DSCA operations, US Army Medical Command is the designated theater lead agent for medical materiel (TLAMM) to USNORTHCOM. The CDRUSNORTHCOM may designate one of the Service components to serve as the single integrated medical logistics manager (SIMLM). The TLAMM and SIMLM work together to develop the medical logistics support plan, synchronizing medical requirements and Class VIII distribution to the JTF. Refer to JP 4-02 and FM 4-02.1, *Army Medical Logistics*, for additional information.
 - (25) Prepare the force health protection plan.
- b. Deployment Considerations.
- (1) Identify CCIR requirements and provide updates.
 - (2) Coordinate with SAD, Title 10, USC, and Title 32, USC medical units. Normally, NG medical response capabilities are in place and operational before Title 10, USC medical forces arrive.
 - (3) Post locations of the closest civilian and federal medical facilities based on input from the USNORTHCOM Joint Regional Medical Plans and Operations Officer.

Note: It is essential for Service personnel to know the location of hospitals and medical care facilities to direct civilian casualties. Consider a triage or evacuation site to assist rescue personnel in determining where to deliver patients.

- (4) Visit military medical support facilities to verify resources and capabilities are in place, including those on the local MTF asset list.
- (5) Determine medical workload requirements based on the casualty estimate developed by the personnel staff officer.
- (6) Monitor medical personnel assignment, reassignment, and use.
- (7) Consider the task organization of medical elements.
- (8) Plan and implement medical support operations ensuring appropriate levels of care.
- (9) Prepare medical SITREPs as necessary. Appendix C contains an example of a generic medical SITREP.

- (10) Issue policies, protocols, and procedures concerning eligibility for care (i.e., medical, dental, and veterinary treatment).
 - (11) Assess health threats of operational significance, available medical resources, and health threat mitigation plans.
 - (12) Employ appropriate medical and environmental health prevention capabilities supporting casualty prevention and force protection.
 - (13) Establish public health information and risk communications methods.
 - (14) Educate medical support personnel to recognize, prevent, and treat probable diseases, injuries, and exposures.
 - (15) Establish MTF and aid stations to provide medical support to Service members and individuals eligible for care (e.g., Titles 10 and 32, USC Government Service personnel, DOD contractors, and other federal workers).
 - (16) Coordinate patient evacuation with USTRANSCOM.
 - (17) Coordinate patient reception, tracking, and management with National Disaster Medical System hospitals, Veterans Administration hospitals, and DOD MTFs. The Global Patient Movement Requirements Center coordinates with supporting resource providers to identify available assets and communicates transport-to-bed plans to the appropriate agency for execution.
 - (18) Document medical encounters and health hazard exposures as part of the patient's electronic or paper health record.
 - (19) Coordinate reach-back support and staff augmentation.
 - (20) Determine a transition plan for disposition of civilian medical records with local MTFs.
 - (21) Evaluate the need for veterinary personnel to assist in the evacuation, triage, medical treatment, and temporary sheltering of pets, companion animals, and livestock.
 - (22) Coordinate with the Armed Services Blood Program Office and Department of Health and Human Services to provide available blood products.
 - (23) Coordinate and monitor patient decontamination operations in accordance with FM 4-02.7/MCRP 4-11.1F/NTTP 4-02.7/AFTTP 3-42.3, *Multiservice Tactics, Techniques, and Procedures (MTTP) for Health Service Support in a Chemical, Biological, Radiological, and Nuclear Environment*.
- c. Support of Civil Authorities Considerations.
- (1) Prepare regulations and reporting instructions supporting incident response efforts.
 - (2) Provide required patient evacuation support for seriously ill or injured patients.
 - (3) Provide medical surveillance, laboratory diagnostics, and confirmatory testing support to Department of Health and Human Services.
 - (4) Provide available medical teams for casualty staging and clearing.

- (5) Provide available DOD-reimbursable logistical support to public health and medical response operations for distribution to mass-care centers and medical-care locations.
 - (6) Protect public health by providing available veterinary and military medical personnel to assist with food, water, and waste disposal.
 - (7) Coordinate with mortuary affairs personnel for disposition of human remains.
 - (8) Prepare to assist NGOs in organizing blood drives. Be familiar with local and statewide guidance and ARC blood collection policy. Coordinate blood collection with the DOD Armed Services Blood Program Office.
- d. Redeployment and Demobilization Considerations.
- (1) Coordinate with local MTFs to transition civilian medical records.
 - (2) Transfer logistical and personnel support information to the civilian MTF.
 - (3) Assist with line-of-duty determinations.
 - (4) Provide follow-up care for injured personnel.
 - (5) Conduct post-deployment health evaluations and reassessments.
 - (6) Prepare an AAR and document lessons learned.

13. Aviation

- a. Assessment, Preparations, and Mobilization Considerations.
- (1) Ensure air assets are available based upon the civilian emergency management schedule.
 - (2) Contact and coordinate with the Civil Air Patrol (CAP). The CAP, also known as the Air Force Auxiliary, can be employed in lieu of or as a supplement to active and reserve aviation forces supporting DSCA. The CAP provides aircraft to assist with searches, visual observation, photography, and light transportation. US Air Force numbered air forces, in accordance with the DSCA EXORD, coordinate with the CAP National Operations Center for CAP participation in DSCA.
 - (3) Provide validated, strategic lift capabilities (e.g., mass casualty evacuation, personnel transportation, and cargo transport). All Services are capable of providing tactical, rotary-wing lift support.
 - (4) Identify the airspace control authority, area air defense commander, and collection operations management. These duties are normally assigned to the Commander, 1st Air Force, who functions as USNORTHCOM's Air Force Service Component Commander and the theater JFACC.
 - (5) Establish one or more joint air component coordination element (JACCE) to coordinate air operations with the supported headquarters. When established, the JACCE acts as the JFACC's primary representative to the commanders and facilitates interaction among the associated staffs. Additionally, an aviation C2 cell composed of staff planners from an attached aviation capability may provide support. Plan to task, coordinate, and vet aerial transport, patient evacuation, and SAR through an air tasking order.
 - (6) In the absence of positive FAA airspace control, provide procedural airspace management and coordination procedures of military and civilian aircraft.

Coordinate with the JACCE and other aviation units for aviation-specific planning factors, frequency issues, landing zones (LZs), pickup zones (PZs), helipads, heliports, airfields, and airports.

b. Deployment Considerations.

(1) Determine POL requirements and locations, maintenance capabilities, and spare parts supply chains.

(2) Track all funding requirements for spare parts, fuel consumption, and hours flown, including training and deployment hours.

(3) Use existing airports, heliports, helipads, and airfields.

(4) Provide an LNO to the appropriate JFO and JFHQ.

(5) Review crew rest policies.

(6) Evaluate air-to-ground, military-to-civilian communication capabilities, limitations, and plans.

c. Support of Civil Authorities Considerations.

(1) Report all aircraft availability and landing site locations to higher headquarters.

(2) Pre-position aircraft as directed.

(3) Plan for and provide control and security of LZs and PZs.

(4) Provide assistance in the palletizing, tying down, and hoisting unusual items.

(5) Submit requests for special items not organic to the unit (i.e., slings, clevis type attachment devices, nets, packing and crating materials, medical assistance equipment, and litters).

(6) Provide adequate identification of the LZ and PZ to include lights, obscurants, or panels.

d. Redeployment and Demobilization Considerations.

(1) Report spare parts, fuel consumption, and hours flown to higher headquarters.

(2) Prepare an AAR and document lessons learned.

14. EOD

a. DOD EOD provides DSCA under IRA to assist local, state, and federal authorities to save lives and prevent damage to critical infrastructure and key resources. EOD assists in mitigating, rendering safe, and disposing suspected or detected unexploded ordnance, damaged or deteriorated explosives, explosive ordnance or munitions, or an improvised explosive device. Additionally, EOD aid manages other potentially explosive material or harmful military munitions creating an imminent threat to public safety.

b. The local EOD's immediate response is 2 to 6 hours. However, should the response exceed 72 hours (e.g., a sustained bombing campaign response) appropriate authorities should submit an official RFA. The initial EOD response may evolve into a larger and more complex event after assessing the situation. EOD teams responding under IRA are usually self-sufficient for short periods of time.

Long duration operations may increase support and logistics requirements from the incident command.

c. US Navy EOD has specific requirements when conducting underwater operations and is the only Service EOD that performs underwater render safe procedures and EOD dive operations. In addition to any potential HAZMAT requirements associated with diving equipment and gases, these dive operations have unique logistics, personnel, and mobility support requirements. Establish contact as soon as possible to ascertain their specific requirements.

d. Assessment, Preparations, and Mobilization Considerations.

(1) Review DOD policy and guidance for explosives safety and physical security of arms, ammunition, explosives, classified materials, and communications equipment.

(2) Review DOD EOD environmental law.

(3) Coordinate for transportation.

(4) Provide secure storage and workspaces for:

(a) EOD explosives, explosive tools, and ammunition.

(b) Vehicle and equipment storage.

(c) Classified EOD equipment and tools.

(d) Classified EOD documents and materials.

(e) Secure communications equipment and materials.

(f) EOD response vehicles.

(g) SIPRNET and NIPRNET connectivity.

(5) Prepare EOD liaisons to interface with appropriate levels of the incident command and CLEAs. DOD EOD supports ESF-13 public safety and security functions through the Federal Bureau of Investigation (FBI) Bomb Management Center (BMC). The FBI uses the BMC to coordinate all bomb squad and EOD operations supporting the senior federal law enforcement official.

(6) Coordinate collocation with civilian law enforcement or public safety bomb squad entities.

e. Support of Civil Authorities Considerations.

(1) Identify and report impacts for federal, state, and local law enforcement and first responders already waiting on-scene and holding a secure, safe evacuation perimeter.

(2) Identify and report impacts on the local populace, communities, and governments.

(3) Resolve the incident as quickly as possible, allowing the incident command to return the affected area to normalcy.

(4) Identify and report environmental and explosive safety concerns.

(5) Coordinate mobility requirements (e.g., land, air, or water).

(6) Coordinate security requirements (e.g., personnel and classified materials).

f. For further information, see JP 3-28; ATP 4-32, *Explosive Ordnance Disposal (EOD) Operations*; ATP 4-32.16/MCRP 3-17.2C/NTTP 3-02.5/AFTTP 3-2.32, *MTTP for Explosive Ordnance Disposal*; and DODD 6055.9E, *Explosives Safety Management and the DOD Explosives Safety Board*.

15. Military Working Dogs (MWD)

a. Assessment, Preparations, and Mobilization Considerations.

(1) Coordinate transportation. MWD response time depends upon the availability of transportation for the MWD team and sustainment equipment (approximately 500 pounds).

(2) Identify veterinary and kennel support. Normally, MWD are kenneled in civilian facilities.

(3) Ensure the MWD team is certified.

b. Deployment Considerations.

(1) For missions exceeding five days, make provisions for an additional canine basic load and required prescription medications.

(2) Identify and communicate considerations for employing MWD teams. MWDs are multi-purpose dogs and are attack trained.

Chapter V DOMESTIC ACTIVITIES AND SPECIAL EVENTS

1. Overview

Military units tasked to support the civil authority during domestic disasters provide effective disaster response capabilities to limit loss of life, mitigate suffering, and curtail significant property damage. This chapter will address the commonality of planning deployment, execution, and redeployment of forces in support of wildland fires, wind storms, earthquakes, floods, winter storms, CBRN incidents, special events, and cyberspace-related incidents.

2. Wildland Firefighting

- a. A wildland fire is a nonstructure fire occurring in an area with little development, except for roads, railroads, power lines, and transportation facilities.
- b. Authorities governing wildland fire responses include: IRA, mutual aid agreements, Presidential directives, and SecDef approved RFA from a primary agency.
- c. The state will use all its assets and execute a MOU and EMAC with other states before requesting any Federal military assistance.
- d. The following relate to the federal response.
 - (1) NIFC is the nation's support center for wildland firefighting. A 2005 interagency agreement among DOD, US Department of Agriculture (USDA), and Department of the Interior provides guidelines, terms, and request processes for wildland firefighting support.
 - (2) When requested, the DOD provides military resources to support ground and aerial fire suppression efforts. The US Air Force and Air NG operate aircraft equipped with modular airborne firefighting systems owned by the US Forest Service.
 - (3) NIFC may request DOD personnel to act as ground firefighting hand crews when a wildland fire exceeds local, state, and NIFC capabilities.
 - (4) DOD resources for ground firefighting form 10 type II ground crews of 20 people, plus their C2 elements, for a total of approximately 250 personnel.
 - (5) Unlike other DSCA operations, deployed personnel in wildland firefighting missions may take direction from the IC. Tasking cannot conflict with DOD policies and priorities.
- e. For additional information, contact the Military Liaison Officer at the National Interagency Coordination Center, located at NIFC, in Boise, Idaho, at (208) 387-5815.

3. Wind Storms (Tropical Cyclones, Hurricanes, Typhoons, and Tornadoes)

- a. The main hazards associated with hurricanes are storm surges, high winds, heavy rain, flooding, and tornadoes. The intensity of a hurricane, indicated by the Saffir-Simpson Hurricane Wind Scale, predicts its damage potential.

- b. A strong tornado can destroy buildings and create a damage path as much as a mile wide. Wind speeds can top 300 miles per hour.
- c. A storm surge is an abnormal rise in the level of the sea along a coast caused by the onshore winds of a severe cyclone, hurricane, or typhoon.
- d. Hurricane winds not only damage structures, but the barrage of debris they carry can be dangerous. Damaging winds begin well before the hurricane eye makes landfall.
- e. Some secondary effects of wind and water destruction are electrical power outages, disruption of utilities, water supply contamination, dam failure, fires, and chemical spills. Flood waters may contain hazardous waste.
- f. A major hurricane or tornado could cause residents to relocate and require shelter, food, and water. Implement evacuation plans in advance of hurricane landfall.
- g. The IC may receive mission assignments to provide the following resources:
 - (1) Debris clearance.
 - (2) Transportation of first responders, evacuees, injured, medically fragile, or special needs populations.
 - (3) Health care providers.
 - (4) Air assets for SAR and personnel transport and recovery.
 - (5) Logistical support (e.g., bedding, food, water, generators, and medical supplies).
 - (6) Temporary shelter and staging base.
 - (7) Key infrastructure assessment by the USACE.
 - (8) Heavy equipment and operators.
 - (9) Shoring and structural reinforcement.
 - (10) Fatality search and recovery teams supporting disaster mortuary operational response teams.
 - (11) Security and law enforcement according to the PCA.
- h. Information Resources:
 - (1) The current Department of Commerce, NOAA, National Hurricane Operations Plan found on the Office of the Federal Coordinator for Meteorological Services and Supporting Research website.
 - (2) The FEMA website has general information on natural disasters, including hurricanes and tornadoes, their formation, resulting damage, and preparedness activities.
 - (3) The Centers for Disease Control and Prevention (CDC) website provides information on hurricanes and other natural disasters.
 - (4) The NOAA website provides information on weather forecasts and emergency weather alerts.

4. Earthquakes

- a. An earthquake is movement, sudden and along a geologic fault, resulting in release of accumulated strain within or along the edge of one or more of the earth's tectonic plates. Earthquakes have potential to cause massive damage and extensive casualties.
- b. Aftershocks follow large earthquakes. Aftershocks can be quite large and cause weakened structures to collapse or suffer further damage.
- c. A tsunami is a sea wave caused by an underwater earthquake, landslide, or volcanic eruption. Earthquake induced tsunamis advance onshore at great speeds, resulting in drowning deaths and severe damage to or destruction of inundated structures. See paragraph 5 in this chapter for additional information.
- d. Secondary hazards of earthquakes include:
 - (1) Fires.
 - (2) Transportation infrastructure and utility impact.
 - (3) Water contamination and service disruption.
 - (4) Electrical power interruptions.
 - (5) Gas leaks and service interruptions.
 - (6) Communications systems interruption and overload.
 - (7) Building collapse.
 - (8) Dam and reservoir failure.
 - (9) Hazardous materials spills.
- e. Regardless of preparation by the local government, a major earthquake will overwhelm its ability to respond. A supporting commander may receive the following resource requests:
 - (1) Transporting first responders, evacuees, displaced personnel, and injured, medically fragile, or special needs populations.
 - (2) Health care providers.
 - (3) Air assets for SAR, personnel transport and recovery, patient evacuation, logistics transport, aerial structural damage assessment, or mobile nuclear air sampling radioactive particulate collection.
 - (4) Logistical support (e.g., bedding, food, water, generators, and medical supplies).
 - (5) Temporary shelter and staging base.
 - (6) Key infrastructure assessment USACE.
 - (7) Heavy equipment and operators.
 - (8) Shoring and debris clearing.
 - (9) Fatality search and recovery teams personnel supporting disaster mortuary operational response teams.
- f. Earthquake Mission Considerations:

- (1) Do not allow untrained personnel to enter a collapsed structure without trained and certified personnel leading the effort. Failure to do so may lead to injury or death.
 - (2) Prepare to provide key infrastructure assessment support for bridge and overpass inspections, and replace critical infrastructure.
 - (3) Provide building inspection and USACE damage survey report assistance.
 - (4) Plan for limited treatment capabilities due to major structural damage to hospitals and shortages of medical transport vehicles, trained medical personnel, and medical and blood supplies.
 - (5) Watch for crushing injuries that may lead to death.
- g. Information Resources.
- (1) The City and County of San Francisco's Earthquake Annex to the Emergency Response Plan, available on the San Francisco Department of Emergency Management's website.
 - (2) The Central United States Earthquake Consortium's website (information concerning the New Madrid fault).
 - (3) Each state's internet-accessible emergency operations plan.

5. Floods

- a. Floods are grouped into the following types: riverine flooding, urban drainage, ground failures, fluctuating lake levels, coastal flooding and erosion, surface runoff, overbank flooding of rivers, flash flooding, dam and levee failure, and ice jam flooding.
- b. All floods are unique. Some floods develop slowly. Flash floods develop quickly, sometimes in just a few minutes and without any visible signs of rain in the immediate area.
- c. Flood terminology.
 - (1) A flood watch advises when high flow or overflow of water from a river is possible within a given time period. It can apply to heavy runoff or drainage of water into low-lying areas. These watches are issued for flooding expected to occur at least six hours after heavy rains end.
 - (2) A flood warning advises when flooding occurs or is imminent in the warning area.
 - (3) A flash flood watch advises when flash flooding is possible in or close to the watch area. Generally, flood watches are issued for expected flooding within six hours after heavy rains end.
 - (4) A flash flood warning advises when a flash flood occurs or is imminent in the warning area resulting from torrential rains, dam failure, or ice jam.
 - (5) A coastal flood watch advises when the possibility exists for the inundation of land areas along the coast within the next 12 to 36 hours.
 - (6) A coastal flood warning advises when land areas along the coast expect to become, or have become, inundated by sea water above the typical tide action.

- d. Effects of flooding on the civilian population may include displacement and casualties.
- e. Flood missions may require military-specific skills and equipment, including:
 - (1) Assessing damage to roads, bridges, structures, and utilities.
 - (2) Supporting SAR operations with personnel and equipment.
 - (3) Conducting topographic surveys for the extent of flood damage.
 - (4) Overlaying maps to depict damage, water levels, key facilities, and SAR activities.
 - (5) Opening roadways for emergency and medical traffic.
 - (6) Constructing temporary bridges.
 - (7) Clearing debris and mud.
 - (8) Restoring critical facilities, services, and utilities.
 - (9) Demolishing unsafe structures.
 - (10) Providing emergency power and restoring power to critical facilities.
 - (11) Providing expedient repair of critical distribution systems.
 - (12) Enforcing the law according to the PCA.
 - (13) Supporting evacuation of seriously ill or injured patients to hospitals or medical care facilities.
 - (14) Moving animal carcasses for burning or burial.
 - (15) Assisting with transporting equipment, response personnel, and affected animals.
 - (16) Disposing diseased animals based upon USDA guidance.
 - (17) Cleaning and disinfecting vehicles, equipment, and facilities.
 - (18) Setting up temporary staging and storage areas.
 - (19) Constructing temporary shelters for disaster responders, civilians, and emergency services personnel.
 - (20) Constructing temporary sites for medical support, communications, electrical power generation, and logistical support operations.
- f. Flood Hazards and Safety Considerations.
 - (1) Flood waters pose an extreme electrocution hazard. Do not enter flooded areas without assessing the risk due to downed power lines and submerged electrical components. Additionally, water and electricity may combine to produce an elevated risk of structure fires.
 - (2) Floodwaters obscure ground conditions, causing loss of footing and falls.
 - (3) Unless authorities declare them safe, assume floodwaters are not safe.
 - (4) Before entering floodwaters, put on plastic or rubber gloves, boots, and other protective clothing.
 - (5) Double gloving with a waterproof glove under a heavy work glove is the best way to protect the hands from cuts, scrapes, and floodwater exposure. Use boots and rain gear to prevent lower body skin exposure.

- (6) Avoid working alone and wear a USCG-approved life jacket or buoyant work vest when entering flood waters or working over or near flood waters.
- (7) Use appropriate insect repellent.
- (8) Do not handle displaced animals. Wild and domesticated animals will seek shelter in unusual places to avoid cold, wet, or windy weather. Contact animal control specialists for help.
- (9) In the event of discovering deceased persons, leave the remains in place and notify a medical examiner or the chain of command.

6. Winter Storms

- a. Snow, sleet, freezing rain, and ice are the elements, which constitute hazardous winter storms.
- b. Related effects of winter storms include flooding, downed power lines, and disrupted services. Additionally, freezing conditions may cause broken or burst water lines, burst or ruptured pipelines and tanks containing hazardous materials, debris from fallen trees and limbs, and restricted mobility.
- c. Winter Storm Hazards and Safety Considerations.
 - (1) Carbon monoxide is an odorless, colorless gas causing sudden illness and death, if inhaled. During power outages, the use of wood and fossil fuels for heating can cause carbon monoxide to build up in a home, garage, or camper.
 - (a) One of the most dangerous wintertime sources of carbon monoxide is car exhaust fumes. If keeping the engine on to operate the heater, ensure the vehicle is in a well ventilated area.
 - (b) Signs of carbon monoxide poisoning include headache, mental confusion, and extreme tiredness. Move victims into fresh air and provide immediate medical attention.
 - (2) Snow or ice accumulation on utility poles, power lines, and trees can cause live electrical lines to fall. Once lines are down, wet snow can transfer electricity, creating a large danger area. Always assume power lines are live.
 - (3) Winter storms can lead to the collapse of buildings, trees, and utility poles. Moving debris can cause cuts, scrapes, bruises, and sprains, especially to the hands, back, knees, and shoulders.
 - (4) Winter storms can damage walkways, parking lots, roads, and buildings. Collapsing roofs are some of the biggest dangers. Leave at once if shifting or noise signals an imminent collapse.
- d. Winter storms may require military support with specific skills and equipment, including:
 - (1) Transporting stranded civilians or essential personnel using military vehicles.
 - (2) Assessing damage to roads, bridges, structures, and utilities.
 - (3) Supporting SAR operations.
 - (4) Overlaying maps to depict damage, key facilities, or SAR activities.
 - (5) Removing snow and debris from roadways.

- (6) Providing emergency power and restoring power to critical facilities.
 - (7) Enforcing the law according to the PCA.
 - (8) Supporting evacuation of seriously ill or injured patients to hospitals or medical care facilities.
 - (9) Distributing food, water, and medical supplies.
 - (10) Assisting in feeding snowbound livestock.
 - (11) Identifying civilians who need rescue or supplies. Pay particular attention to the elderly or people without power or heat. Transport identified people to relief areas.
 - (12) Assisting local officials in inspecting buildings for structural integrity, snow and ice mitigation, and completing damage survey reports.
 - (13) Planning for a shortage of medical transport vehicles, trained medical personnel, and medical and blood supplies at medical treatment facilities.
- e. Additional Information Sources.
- (1) FEMA winter storm website.
 - (2) CDC winter storm website.
 - (3) NOAA website.
 - (4) ARC website; search for “winter storms”.

7. CBRN Incidents

- a. A CBRN incident is any occurrence resulting from the use of a chemical, biological, radiological, or nuclear weapon. Additionally, it encompasses the emergence of secondary hazards arising from counterforce targeting or the release of toxic industrial material into the environment. CBRN threats and hazards include CBRN materials causing an adverse effect on the environment involving the emergence of chemical, biological, radiological, and nuclear hazards.
- b. CBRN incidents may require military capabilities to augment civilian resources, including:
- (1) Providing specialized forces capable of conducting CBRN consequence management.
 - (2) Supporting mass casualty decontamination operations with properly trained personnel and equipment.
 - (3) Operating and maintaining CBRN equipment.
 - (4) Detecting and identifying CBRN contamination.
 - (5) Conducting CBRN-related monitoring and survey operations.
 - (6) Marking CBRN contaminated areas, equipment, supplies, and facilities with standard marking signs.
 - (7) Conducting CBRN sample management (i.e., collect, package, transport, store, transfer, analyze, track, and dispose CBRN environmental samples).

c. CBRN Hazards and Safety Considerations.

(1) Unstable structures. A CBRN event can damage walkways, parking lots, roads, buildings, and open fields. Personnel should not work around any damaged structure until certified safe by an engineer.

(2) Downed Power Lines. Only trained electricians and utility workers should approach or handle electrical lines. All other response workers should avoid going near downed lines.

(3) Handling Contaminated Human Remains. Leave remains in place and notify a medical examiner or the chain of command.

(4) Limiting the Spread of Contamination or Contagion. CBRN passive defense is a combination of contamination control, mitigation, and decontamination.

d. For more information on CBRN responder training, zone controls, and consequence management operations, see JP 3-41, *Chemical, Biological, Radiological, and Nuclear Consequence Management*, and DODD 3150.08, *DOD Response to Nuclear and Radiological Incidents*.

8. Special Events

a. National special security events (NSSE) represent the highest levels of events requiring short-duration military support. NSSE's include presidential inaugurations, major sporting events, presidential debates, State of the Union Addresses, national political conventions, and international gatherings (e.g., G-8 summit). Non-NSSE events or events of lesser significance are rated by the Special Events Working Group with a special events assessment rating. These events may still require DOD support similar to NSSEs. Regardless of the event, the RFA process is used to request DOD assets and capacities to support a primary agency.

b. Special event missions require military-specific capabilities, including:

(1) Security forces.

(2) Ground forces.

(3) Airlift support and air defense.

(4) Maritime forces.

(5) Response and consequence management forces.

(6) Route survey.

(7) Logistics.

(8) Transportation.

(9) Very important person movement.

(10) Emergency evacuation.

(11) Staging areas and bases.

(12) Assistance with temporary staging and storage areas.

(13) Mass field feeding.

(14) Power supply.

(15) Communications.

- (16) IAA support.
 - (17) Medical support.
 - (18) EOD support.
 - (19) MWD support.
- c. For additional information, refer to the USNORTHCOM concept plan (CONPLAN) 3500-14 DSCA.

9. Cyberspace-Related Incident

- a. A cyberspace-related incident of national significance may take many forms, including an organized cyber-attack, an uncontrolled exploit (e.g., virus or worm), a natural disaster, or other incidents capable of causing extensive damage to critical infrastructure or key assets.
- b. Large-scale cyber incidents may overwhelm government and private-sector resources by disrupting the internet and taxing critical infrastructure information systems. Complications from disruptions of this magnitude may threaten lives, property, the economy, and national security. Rapid identification, information exchange, investigation, and coordinated response will mitigate the damage.
- c. During DSCA operations, state and local networks operating in a disrupted or degraded environment may require DOD assistance. Services support the remediation, restoration, and protection of critical emergency telecommunication networks and infrastructure. Cyberspace technical assistance may be provided in response to a request from a lead federal agency.
- d. For more information on cyberspace operations, see JP 3-12, *Cyberspace Operations* and USNORTHCOM CONPLAN 3500-14 DSCA.

This page left intentionally blank.

Appendix A
DEFENSE SUPPORT OF CIVIL AUTHORITIES (DSCA) MISSION
APPROVAL AUTHORITIES MATRIX

Table 4 lists approval authorities and guidance for employing unmanned aircraft systems and intelligence community capabilities for DSCA missions.

Table 4. DSCA Missions Approval Authorities Matrix		
Defense Support of Civil Authorities (DSCA)		
Asset	Approval Authority	Applicable Guidance
Unmanned Aircraft System (UAS)	Secretary of Defense (SecDef)	Deputy SecDef Policy, Policy Memorandum 15-002, Guidance for the Domestic Use of Unmanned Aircraft Systems; Department of Defense directive (DODD) 3025.18; Department of Defense (DOD) 5240.1-R; Joint Publication (JP) 3-28
Intelligence Community Capabilities (ICC)	SecDef or United States Northern Command (USNORTHCOM) and United States Pacific Command (USPACOM)	DSCA executive order (EXORD); EXORD 12333; DODD 5240.01; DOD 5240.1-R; Air Force Instruction (AFI) 14-104; JP 3-28
Non-UAS Non-ICC	SecDef, Assistant SecDef Homeland Defense and America's Security Affairs ASD (HD&ASA) or USNORTHCOM and USPACOM or the local commander (if this is the immediate response authority (IRA))	DSCA EXORD; DODD 3025.18; Air Force policy directive 10-8; AFI 10-801; JP 3-28
Civil Disturbance Operations		
Asset	Approval Authority	Applicable Guidance
UAS	President of the United States (POTUS)	DODD 5200.27; DODD 3025.18; Department of Defense Instruction (DODI) 3025.21
ICC	POTUS	DODD 5200.27; DODD 3025.18; DODI 3025.21

Table 4 DSCA Missions Approval Authorities Matrix (cont'd)		
Civil Disturbance Operations		
Non-UAS Non-ICC	POTUS Local commander (if this is the emergency authority)	DODD 5200.27; DODD 3025.18; DODI 3025.21
Search and Rescue (SAR)		
Asset	Approval Authority	Applicable Guidance
UAS	SecDef	National SAR Plan; Deputy SecDef Policy, Policy Memorandum 15-002; DODD 3025.18; DODI 3003.01; DODI 3025.21; DOD 5240.1-R
ICC	SecDef or USNORTHCOM and USPACOM	National SAR Plan; DSCA EXORD; EXORD 12333; DODD 5240.01; DOD 5240.1-R ; AFI 14-104
Non-UAS Non-ICC	SecDef, ASD (HD&ASA) or USNORTHCOM and USPACOM or the local commander (if this is the IRA)	National SAR Plan; DODD 3025.18; DODI 3003.01; DODI 3025.21
Support to Law Enforcement Agencies (LEAs)		
Asset	Approval Authority	Applicable Guidance
UAS	SecDef	Deputy SecDef Policy, Policy Memorandum 15-002; DODI 1322.28; DODI 3025.21; DOD 5240.1-R
ICC	SecDef	DOD 5240.1-R; DODI 3025.21; AFI 14-104; AFI 14-119

Table 4 DSCA Missions Approval Authorities Matrix (cont'd)		
Support to LEA		
Asset	Approval Authority	Applicable Guidance
Non-UAS Non-ICC	SecDef Secretary of the Air Force ASD (HD&ASA)	DODD 3025.18; DODI 3025.21; DODI 1322.28; AFI 10-801; National Guard regulation 500-5; Air National Guard instruction 10-208
Training Title 10 and Title 32, United States Code Forces		
Asset	Approval Authority	Applicable Guidance
UAS	SecDef or local commander	Deputy SecDef Policy, Policy Memorandum 15-002; DODI 1322.28; AFI 14-104
ICC	Local commander	DOD 5240.1-R
Non-UAS Non-ICC	Local commander	AFI 14-104; DODI 1322.28
Other Authorized DOD Missions (e.g., claims)		
Assets	Approval Authority	Applicable Guidance
UAS	SecDef	Varies
ICC	SecDef	DOD 5240.1-R; AFI 14-104; JP 3-28
Non-UAS Non-ICC	Varies	Varies

This page intentionally left blank.

Appendix B
INCIDENT AWARENESS AND ASSESSMENT (IAA) SUPPORT
REQUEST SAMPLE

1. Desired support (if imagery, describe the desired effect, e.g., full motion video, positive identification, electro-optical, infrared, etc.).
2. Area of interest, name (annotate if observing United States person(s)).
3. Area of interest, location.
4. Mission, platform, and sensor information. (This is also used for intelligence oversight.)
 - a. Unit, platform, and sensor identification.
 - b. Mission purpose (i.e., detailed mission data, training, exercises, IAA operation, or defense support of civil authorities (DSCA) support).
 - c. Mission location and dates (i.e., specific areas where personnel collected information, including federal, state, and private properties).
 - d. Wing commander justification and assessment of the mission.
 - e. Intended use of imagery.
 - f. Processing, analysis, and dissemination (i.e., who will receive, process, analyze, and utilize the data).
 - g. Protocols for controlling the data and products.
 - h. Combatant commander and the supported federal agency.
 - i. Unit or mission commander's contact information.
5. Latest time the information is of value.
6. Reporting and product dissemination instructions.
7. IAA detection level (i.e., low, medium, or high).
 - a. Certificate of authorization submitted and approved by the Federal Aviation Administration (FAA). This is only required for remotely piloted aircraft within FAA controlled airspace.
 - b. Certificate of authorization generating an official point of contact.
8. Any state IAA legislation which may impact the mission(s).

Note: Lines 1 to 6 are mandatory; lines 7 and 8 as required.

This page intentionally left blank.

Appendix C SUPPORTING TABLES AND FORMATS

1. Federal Emergency Support Functions (ESFs)

Table 5 is a list of federal ESFs. For detailed annexes on each ESF, see the Federal Emergency Management Agency website.

Table 5. ESFs	
Federal Emergency Support Functions (ESFs)	Coordinator
ESF-1, Transportation	Department of Transportation
ESF-2, Communications	Department of Homeland Security (DHS)–National Communications System
ESF-3, Public Works and Engineering	Department of Defense –United States Army Corps of Engineers
ESF-4, Firefighting	United States Department of Agriculture–United States Forest Service
ESF-5, Information and Planning	DHS–Federal Emergency Management Agency (FEMA)
ESF-6, Mass Care, Emergency Assistance, Housing, and Human Services	DHS–FEMA
ESF-7, Logistics	General Services Administration and DHS–FEMA
ESF-8, Public Health and Medical Services	Department of Health and Human Services
ESF-9, Search and Rescue	DHS–FEMA
ESF-10, Oil and Hazardous Materials Response	Environmental Protection Agency
ESF-11, Agriculture and Natural Resources	USDA
ESF-12, Energy	Department of Energy
ESF-13, Public Safety and Security	Department of Justice
ESF-15, External Affairs	DHS

2. United States Marine Corps (USMC) and United States Navy (USN) Maritime Capabilities

Table 6 is a list of USMC and USN defense support of civil authorities capabilities in a maritime environment.

Table 6. United States Marine Corps (USMC) and United States Navy (USN) Maritime Capabilities	
Under certain circumstances and appropriate conditions, maritime forces provide the combatant commander a broad spectrum of capabilities from the sea. The dual-use capabilities below align with requirements identified in emergency support functions (ESFs) 1, 3, 5, 6, 7, and 8. Italicized text represents capabilities in both Services that may differ in specifics and capacity.	
USMC	USN
<i>Aerial reconnaissance</i>	<i>Aerial reconnaissance</i>
<i>Medium/heavy airlift (internal/external)</i>	<i>Medium/heavy airlift (internal/external)</i>
<i>Public affairs support</i>	<i>Public affairs support</i>
<i>Combat camera support</i>	<i>Combat camera support</i>
<i>Pump operations</i>	<i>Pump operations</i>
<i>Horizontal construction</i>	<i>Horizontal construction</i>
<i>Ground transportation</i>	<i>Ground transportation</i>
<i>Distribution services</i>	<i>Distribution services</i>
<i>Explosive ordnance disposal</i>	<i>Explosive ordnance disposal</i>
<i>Medical treatment</i>	<i>Medical treatment</i>
<i>Route clearance</i>	<i>Route clearance</i>
In-theater transport and refueling	Power generation
Transportation of bulk liquids (fuel and water)	Diving and salvage
Expeditionary airfield operations	Search and rescue (air)
Airfield operations	Search and rescue (water)
Air delivery	Port assessment and opening
Chemical, biological, radiological, and nuclear reconnaissance and decontamination	Bridge and infrastructure assessment
Movement control	Vertical construction
Bridging	Small boat support
Military manpower	
High-water vehicles for flooded areas	
Potable water production	

3. Airfield Planning Considerations

Table 7 is an example of an airfield survey. This is not a certified airfield survey but will assist in determining airfield suitability.

Table 7. Airfield Planning Survey Format	
1. Location:	_____ Date: _____
2. Name of airfield and International Civil Aviation Organization code	_____
3. Location (latitude and longitude coordinates)	_____
4. Fuel (type and availability)	_____
5. Materials handling equipment	_____
6. Elevation	_____
7. Runway length, width, and condition	_____
8. Taxiway length, width, and condition	_____
9. Surface composition and estimated single wheel loading factor	_____
10. Available parking area	_____
11. Largest aircraft accommodated	_____
12. Instrument approach facilities and navigational aids	_____
13. Aircraft obstacles	_____
14. Runway and taxiway lighting	_____
15. Communications (frequencies, call signs)	_____
16. Airfield control (civilian or military)	_____
17. Status of commercial air traffic into and out of the airfield	_____
18. Availability of Federal Aviation Administration certified air traffic controllers	_____
19. Conditions and limits of roads and bridges leading to airport	_____
20. On-site assembly areas and capacity	_____
21. Latrine and shower facilities	_____
22. Dining facilities and capacity	_____
23. Key personnel and contact information	_____
24. This report prepared by:	_____
25. _____ Sketch attached _____ Video attached _____ Photo(s) attached	

4. Seaport Survey

Table 8 is an example of a seaport survey. This is not a certified seaport survey but it will assist in determining seaport suitability.

Table 8. Seaport Survey Format	
1. Location:	_____ Date: _____
2. Name of seaport	_____
3. Latitude and longitude coordinates	_____
4. Entrance restrictions and minimum anchorage	_____
5. Channel depth	_____
6. Tide	_____
7. Pilots required or available	_____
8. Navigational aids	_____
9. Port or beach obstacles	_____
10. Wharf or pier services (description and capabilities)	_____
11. Fuel (type and availability)	_____
12. Materials handling equipment	_____
13. Physical security available	_____
14. Distance from post to the seaport	_____
15. Conditions and limits of roads and bridges leading to the seaport	_____
17. On-site assembly areas and capacity	_____
18. Dining facilities and capacity	_____
19. Latrine and shower facilities	_____
20. Location of the nearest medical facility	_____
21. Key personnel and contact information	_____
22. Damage	_____
23. This report prepared by:	_____
24. _____	Sketch attached _____ Video attached _____ Photo(s) attached

5. Task Support Assignments

Table 9 is a list of possible task support assignments during the initial response phase of operations for Title 10 and 32, United States Code forces.

Table 9. Task Support Assignments			
Life Saving	Life Sustaining	Initial Damage Assessment	Prevention of Further Property Damage
1. Search and rescue (SAR)	1. Water	1. Physical (buildings, bridges, roads, lines of communication)	1. Transfer rescued citizens for post-event evacuation
2. Immediate medical care	2. Food	2. Flooding extent (geographic areas, streets, levees)	2. Deploy medical teams
3. Evacuation and follow-on evacuation	3. Shelter	3. Survival locations (Identify survivor collection and transfer points)	3. Provide access to incident areas
4. Patient and special needs population evacuation	4. Medical	4. Accessibility (roads, waterways, aviation, rail)	4. Provide short-term recovery priorities
5. Preliminary damage and rapid needs assessment		5. Environmental and public health issues	5. Pollution containment
		6. Status of utilities	6. Plan for salvage team deployment
		7. Mass casualty locations and demand for SAR	

6. Planning for a Military-Assisted Evacuation

Table 10 is a sample survey for military units tasked with assisting evacuation operations.

Table 10. Sample Survey for a Military-Assisted Evacuation				
1. Name and title of the official in charge of the evacuation:				
2. Location and number of evacuee screening stations:				
3. Units, organizations, or agencies assisting in the evacuation:				
4. Environment assessment (permissive, uncertain, or hostile):				
5. Security requirements:				
6. Policy for unauthorized persons forcibly attempting to join the evacuation:				
7. Assembly areas and embarkation points:				
8. Alternate evacuation, assembly, and reception sites:				
9. Food and water requirements:				
10. Portable radios requirements to assist in assembly:				
11. Public affairs considerations:				
12. Other factors affecting mobility:				
a. Travel restrictions:				
b. Curfews:				
c. Roadblocks:				
13. Evacuee manifest:				
Age	0-7 years	8-16 years	17-20 years	21+ years
Male	_____	_____	_____	_____
Female	_____	_____	_____	_____
a. Wounded, injured, or ill (immobile):				
b. Wounded, injured, or ill (mobile):				
c. Pregnant:				
d. Pet owners (type, weight, number):				
14. Medical assistance requirements (to include special equipment):				

7. Examples of Defense Support of Civil Authorities (DSCA) Information Requirements

Table 11 is a list of possible information requirements.

Table 11. Examples of DSCA Information Requirements
Terrorist attack indications.
Environmental elements impacting the region.
Status of key infrastructure in the region or state.
Major deployments affecting National Guard capabilities.
State requests of the Federal Government.
Federal Emergency Management Agency advance team deployment status.
Active joint field office location and status.
Regional response coordination center activation level.
State emergency operations center activation level.
Higher headquarters guidance and orders.
Structure and location of the unified command structure.

8. A Medical Situation Report (SITREP) Example

Table 12 is an example of a generic medical SITREP.

Table 12. Medical SITREP Example	
1.	Current situation, including significant changes in the operational situation and planned or anticipated events during the next 24 hours
2.	Department of Defense (DOD) health service support and force health protection <ol style="list-style-type: none">DOD population in the affected areaDOD population at riskDOD active duty medical units and locationsDOD reserve medical units and locations
3.	Medical operations (units and facilities) <ol style="list-style-type: none">Bed availability and operational statusWorkloadAll outpatient visits by categoryMedical supplies, to include those for blood management
4.	Patient movement <ol style="list-style-type: none">CommentsRecommendations
5.	Preventive Medicine—Occupational and Environmental Health <ol style="list-style-type: none">Public health issuesComments
6.	Action request form and mission assignment status <ol style="list-style-type: none">CommentsRecommendations
7.	Joint task force surgeon <ol style="list-style-type: none">Priorities and summaryCurrent issuesFuture issuesAdditional critical information not addressed in the situation reportComments/remarks
8.	Point of contact information (name, email, and phone #)

REFERENCES

JOINT PUBLICATIONS

JP 1-02, *Department of Defense Dictionary of Military and Associated Terms*, 8 November 2010.
JP 3-12, *Cyberspace Operations*, 5 February 2013
JP 3-13.2, *Military Information Support Operations*, 21 November 2014
JP 3-27, *Homeland Defense*, 29 July 2013
JP 3-28, *Defense Support of Civil Authorities*, 31 July 2013
JP 3-31, *Command and Control for Joint Land Operations*, 24 February 2014
JP 3-41, *Chemical, Biological, Radiological, Nuclear and High-Yield Explosives Consequence Management*, 21 June 2012
JP 4-02, *Health Service Support*, 26 July 2012
JP 4-06, *Mortuary Affairs*, 12 October 2011
JP 5-0, *Joint Operation Planning*, 11 August 2011

ARMY

ADP 6-0, *Mission Command*, 17 May 2012
ADRP 5-0, *The Operations Process*, 17 May 2012
ATP 4-32, *Explosive Ordnance Disposal (EOD) Operations*, 30 September 2013
FM 3-53, *Military Information Support Operations*, 4 January 2013
FM 4-02.1, *Army Medical Logistics*, 8 December 2009

MARINE CORPS

MCO 3440.7B, *Domestic Support Operations*, 10 June 2013
MCWP 5-1, *Marine Corps Planning Process*, 24 August 2010

NAVY

NWP 5-01, *Navy Planning*, December 2013
OPNAVINST 3440.16D, *Navy Defense Support of Civil Authorities Program*, 29 June 2009

AIR FORCE

AFI 10-401, *Air Force Operations Planning and Execution*, 7 December 2006
AFI 10-801, *Defense Support of Civil Authorities*, 19 September 2012
AFI 14-104, *Oversight of Intelligence Activities*, 5 November 2014
AFI 14-119, *Intelligence Support to Force Protection*, 4 May 2012
AFPD 10-8, *Defense Support of Civil Authorities*, 15 February 2012

COAST GUARD

CIM 3010.13B, *US Coast Guard Contingency Preparedness Planning Manual, Volume III- Exercises*, 6 June 2011.
COMDTPUB P3120.17B, *Incident Management Handbook*, May 2014

MULTI-SERVICE PUBLICATIONS

ATP 4-32.16/MCRP 3-17.2C/ NTTP 3-02.5/AFTTP 3-2.32, *MTTP for Explosive Ordnance Disposal*, 06 May 2015.
FM 4-02.7/MCRP 4-11.1F/NTTP 4-02.7/AFTTP 3-42.3, *MTTP for Health Service Support in a Chemical, Biological, Radiological and Nuclear Environment*, 15 July 2009

OTHER PUBLICATIONS

CJCSI 3110.05E, *Military Information Support Operations Supplement to the Joint Strategic Capabilities Plan*, 30 September 2011
CJCSI 3121.01B, *Standing Rules of Engagement/Standing Rules for the Use of Force for US Forces*, 18 June 2008 (Secret)
CJCSM 3130.03, *Adaptive Planning and Execution (APEX) Planning Formats and Guidance*, 31 August 2012
CNGBN 1401, *Guidance for Use of National Guard Members in Full-Time Duty Programs Title 32 Active Guard Reserve, Title 32 Full-Time National Guard Duty Operational Support and Full-Time National Guard Duty Counter Drug Military Technicians for CONUS Contingency Situations*, 24 February 2012
Deputy Secretary of Defense Policy, Policy Memorandum 15-002, "Guidance for the Domestic Use of Unmanned Aircraft Systems", 17 February 2015
DOD 5240.1-R, *Procedures Governing the Activities of DOD Intelligence Components that Affect United States Persons*, 7 December 1982
DODD 1000.26E, *Support to for Non-Federal Entities Authorized to Operate on DOD Installations*, 2 February 2007
DODD 3000.03E, *DoD Executive Agent for Non-Lethal Weapons (NLW), and NLW Policy*, 25 April 2013
DODD 3025.18, *Defense Support of Civil Authorities*, 29 December 2010
DODD 3150.08, *DOD Response to Nuclear and Radiological Incidents*, 20 January 2010
DODD 5105.77, *National Guard Bureau*, 21 May 2008
DODD 5200.27, *Acquisition of Information Concerning Persons and Organizations not Affiliated with the Department of Defense*, 7 January 1980
DODD 5210.56, *Carrying of Firearms and the Use of Force by DoD Personnel Engaged in Security, Law and Order, or Counterintelligence Activities*, 1 April 2011.
DODD 5240.01, *DOD Intelligence Activities*, 27 August 2007,
DODD 6055.9E, *Explosives Safety Management and the DOD Explosives Safety Board*, 19 August 2005
DODI 1322.28, *Realistic Military Training (RMT) Off Federal Real Property* 18 March 2013.
DODI 3003.01, *DOD Support to Civil SAR*, 26 September 2011
DODI 3025.21, *Defense Support of Civilian Law Enforcement Agencies*, 27 February 2013
Executive Order (EXORD) 12333, *United States Intelligence Activities*, 4 December 1981
Executive Order 71415

Defense Support of Civil Authorities EXORD, 071415Z JUN 2013.
Deputy Secretary of Defense Memo, *Implementation of the National Response Plan and the National Incident Management System*, 29 November 2005
NGR 500-1/ANGI 10-8101, National Guard Domestic Operations, 13 June 2008
NGR 500-5/ANGI 10-208, *National Guard Domestic Law Enforcement Support and Mission Assurance Operations*, 18 August 2010
National Search and Rescue Plan of the United States, 2007
NORTHCOM CONPLAN 3500-14, *Defense Support of Civil Authorities*
Public Law 93-28 and Public Law 100-707 (the Stafford Act)
Public Law 94-464 (the Medical Malpractice Immunity Act)
USC Title 10
USC Title 10 Section 331 (Insurrection Act 1807)
USC Title 14
USC Title 18 Code 371 (Conspiracy to Defraud the United States)
USC Title 18 Section 1385 (Use of Army and Air Force as Posse Comitatus)
USC Title 28 Chapter 171 (Federal Torts Claim Act)
USC Title 31 Section 1535 (Economic Act of 1932)
USC Title 32
USC Title 50 Chapter 34 (National Emergencies Act 1976)

REFERENCED FORMS

ICS Form 201, Incident Briefing (Unless otherwise indicated ICS forms are available on the FEMA website.) (www.fema.gov/pdf/emergency/niims/ics_forms_2010.pdf)
ICS Form 202, Incident Objectives
ICS Form 203, Organization Assignment List
ICS Form 204, Assignment List
ICS Form 205, Incident Radio Communications Plan
ICS Form 215A, Incident Action Plan Safety Analysis
DD Form 2795, Pre-deployment Health Assessment (Unless otherwise indicated DD forms are available on the Office of the Secretary of Defense website.) (www.ditc.mil/whs/directives/informgt/forms/formsprogram.htm)
DD Form 2796, Post-Deployment Health Assessment
DD Form 2900, Post-Deployment Health Reassessment

WEBSITES

American Red Cross
<http://www.redcross.org> (last accessed on 15 April 2015)

Centers for Disease Control and Prevention
<http://emergency.cdc.gov/disasters/hurricanes/> (last accessed on 15 April 2015)
<http://emergency.cdc.gov/disasters/winter/> (last accessed on 15 April 2015)

Central United States Earthquake Consortium
<http://www.cusec.org/> (last accessed on 15 April 2015)

Federal Emergency Management Agency

www.fema.gov (last accessed on 3 April 2015)
www.fema.gov/national-incident-management-system (last accessed on 4 August 2015)
<http://www.ready.gov/winter-weather> (last accessed on 15 April 2015)
www.training.fema.gov (last accessed on 15 April 2015)

National Interagency Incident Communications Division
<http://www.nifc.gov/NIICD/index.html> (last accessed on 14 April 2015)

National Oceanic and Atmospheric Administration
<http://www.noaa.gov/> (last accessed on 15 April 2015)

Office of the Federal Coordinator for Meteorological Services and Supporting Research
<http://www.ofcm.gov/homepage/text/pubs.htm> (last accessed on 15 April 2015)

San Francisco Department of Emergency Management
<http://www.sfdem.org/index.aspx?page=413> (last accessed on 15 April 2015)

GLOSSARY

PART I – ABBREVIATIONS AND ACRONYMS

A

AAR	after action report
ADCON	administrative control
ADP	Army doctrine publication
ADRP	Army doctrine reference publication
AFI	Air Force instruction
AFPD	Air Force policy directive
AFRCC	Air Force rescue coordination center
AFTTP	Air Force tactics, techniques, and procedures
AKRCC	Alaska rescue coordination center
ALSA	Air Land Sea Application [Center]
ANGI	Air National Guard instruction
AOR	area of responsibility
APEX	Adaptive Planning and Execution
APOD	aerial port of debarkation
APOE	aerial port of embarkation
ARC	American Red Cross
ASD (HD&ASA)	Assistant Secretary of Defense (Homeland Defense and America's Security Affairs)
ATOC	air terminal operations center
ATP	Army tactics and procedures techniques publication

B

BMC	bomb management center
BSI	base support installation

C

C2	command and control
CAISE	civil authority information support element
CAP	Civil Air Patrol
CARRLL	cost, appropriateness, readiness, risk, legality, and lethality
CBRN	chemical, biological, radiological, and nuclear

CCDR	combatant commander
CCIR	commander's critical information requirement
CCMD	combatant command
CDC	Centers for Disease Control and Prevention
CDRUSNORTHCOM	Commander, United States Northern Command
CDRUSPACOM	Commander, United States Pacific Command
CJCS	Chairman of the Joint Chiefs of Staff
CJCSI	Chairman of the Joint Chiefs of Staff instruction
CJCSM	Chairman of the Joint Chiefs of Staff manual
CLEA	civilian law enforcement agency
CNGB	Chief, National Guard Bureau
COMDTINST	Commandant of the Coast Guard instruction
COMDTPUB	Commandant of the Coast Guard publication
CONPLAN	concept plan
COTP	captain of the port
D	
DC, CD&I	Deputy Commandant, Combat Development and Integration
DCE	defense coordinating element
DCO	defense coordinating officer
DD	Department of Defense (form)
DEET	Diethyl-meta-toluamide
DHS	Department of Homeland Security
DOD	Department of Defense
DODD	Department of Defense directive
DODI	Department of Defense instruction
DSC	dual-status commander
DSCA	defense support of civil authorities
DSN	Defense Switched Network
E	
EMAC	emergency management assistance compact
EOC	emergency operations center
EOD	explosive ordnance disposal
EPLO	emergency preparedness liaison officer

ESF	emergency support function
EXORD	execute order
F, G	
FAA	Federal Aviation Administration
FBI	Federal Bureau of Investigation
FEMA	Federal Emergency Management Agency
FM	field manual
FPCON	force protection condition
FRAGORD	fragmentary order
H	
HAZMAT	hazardous materials
HF	high frequency
I	
IAA	incident awareness and assessment
IC	incident commander
ICC	intelligence community capabilities
ICS	incident command system
IO	intelligence oversight
IPE	individual protective equipment
IRA	immediate response authority
J, K	
JACCE	joint air component coordination element
JFACC	joint force air component commander
JFC	joint force commander
JFHQ	joint force headquarters
JFHQ-State	joint force headquarters-state
JFLCC	joint force land component commander
JFO	joint field office
JP	joint publication
JTF	joint task force
JTF-State	joint task force-state
L	
LEA	law enforcement agency
LEDET	law enforcement detachment

LeMay Center Curtis E. LeMay Center for Doctrine Development and Education
LNO liaison officer
LZ landing zone

M

MCRP Marine Corps reference publication
MCWP Marine Corps warfighting publication
MILSTRIP military standard requisitioning and issue procedure
MIS military information support
MOU memorandum of understanding
MTF medical treatment facility
MTTP multi-Service tactics, techniques, and procedures
MWD military working dog

N

NCHB Navy cargo-handling battalion
NECC Navy Expeditionary Combat Command
NG National Guard
NGB National Guard Bureau
NGCS National Guard Civil Support
NGO nongovernmental organization
NGR National Guard regulation
NIFC National Interagency Fire Center
NIICD National Interagency Incident Communications Division
NIMS National Incident Management System
NIPRNET Nonsecure Internet Protocol Router Network
NJOIC National Joint Operations and Intelligence Center
NOAA National Oceanic and Atmospheric Administration
NORAD North American Aerospace Defense Command
NRF National Response Framework
NSSE national special security event
NTTP Navy tactics, techniques, and procedures
NWDC Navy Warfare Development Command
NWP Navy warfare publication

O

OPCON operational control
OPNAVINST Chief of Naval Operations instruction
OPORD operation order

P, Q

PAO public affairs officer
PCA Posse Comitatus Act
PIO public information officer
POL petroleum, oils, and lubricants
POTUS President of the United States
PPE personal protective equipment
PUM proper use memorandum
PZ pickup zone

R

RCC rescue coordination center
RFA request for assistance
RSOI reception, staging, onward movement, and integration
RST religious support team
RUF rules for the use of force

S

SA situational awareness
SAD state active duty
SAR search and rescue
SATCOM satellite communications
SecDef Secretary of Defense
SIMLM single integrated medical logistics manager
SIPRNET SECRET Internet Protocol Router Network
SITREP situation report
SJA staff judge advocate
SPOD seaport of debarkation
SPOE seaport of embarkation
SRR search and rescue region
SRUF standing rules for the use of force

Stafford Act Robert T. Stafford Disaster Relief and Emergency Assistance Act

T

TAG the adjutant general

TLAMM theater lead agent for medical materiel

TOC tactical operations center

TRADOC United States Army Training and Doctrine Command

U

UAS unmanned aircraft system

UHF ultrahigh frequency

US United States

USACE United States Army Corps of Engineers

USAF United States Air Force

USC United States Code

USCG United States Coast Guard

USDA United States Department of Agriculture

USMC United States Marine Corps

USN United States Navy

USNORTHCOM United States Northern Command

USPACOM United States Pacific Command

USTRANSCOM United States Transportation Command

V

VHF very high frequency

W,X,Y,Z

WMD weapons of mass destruction

PART II – TERMS AND DEFINITIONS

defense support of civil authorities—Support provided by US Federal military forces, Department of Defense civilians, Department of Defense contract personnel, Department of Defense Component assets, and National Guard forces (when the Secretary of Defense, in coordination with the governors of the affected states, elects and requests to use those forces in Title 32, USC, status) in response to requests for assistance from civil authorities for domestic emergencies, law enforcement support, and other domestic activities, or from qualifying entities for special events. Also called DSCA. Also known as civil support. (JP 1-02. SOURCE: DODD 3025.18)

emergency support functions—A grouping of government and certain private-sector capabilities into an organizational structure to provide the support, resources, program implementation, and services most likely to be needed to save lives, protect property and the environment, restore essential services and critical infrastructure, and help victims and communities return to normal, when feasible, following domestic incidents. Also called ESFs. (JP 1-02. SOURCE: JP 3-28)

immediate response authority—A federal military commander's, Department of Defense Component Head's, and/or responsible Department of Defense civilian official's authority temporarily to employ resources under their control, subject to any supplemental direction provided by higher headquarters, and provide those resources to save lives, prevent human suffering, or mitigate great property damage in response to a request for assistance from a civil authority, under imminently serious conditions when time does not permit approval from a higher authority within the United States. Immediate response authority does not permit actions that would subject civilians to the use of military power that is regulatory, prescriptive, proscriptive, or compulsory. Also called IRA. (JP 1-02. SOURCE: DODD 3025.18)

incident—An occurrence, caused by either human action or natural phenomena, that requires action to prevent or minimize loss of life or damage to property and/or natural resources. See also information operations. (JP 1-02. SOURCE: JP 3-28)

incident command system—A standardized on-scene emergency management construct designed to aid in the management of resources during incidents. Also called ICS. (JP 1-02. SOURCE: JP 3-28)

incident management—A national comprehensive approach to preventing, preparing for, responding to, and recovering from terrorist attacks, major disasters, and other emergencies. (JP 1-02. SOURCE: JP 3-28)

mission command—The conduct of military operations through decentralized execution based upon mission-type orders. (JP 3-31; JP 1-02) (Army) The exercise of authority and direction by the commander using mission orders to enable disciplined initiative within the commander's intent to empower agile and adaptive leaders in the conduct unified land operations. It is commander-led and blends the art of command and the science of control to integrate the warfighting functions to accomplish the mission. Also called MC. (SOURCE: ADP 6-0)

National Guard Civil Support—Support provided by the National Guard of several states while in state active duty status or Title 32 duty status to civil authorities for domestic emergencies, and for designated law enforcement and other activities. Also called NGCS. (SOURCE: NGR 500-1)

National Incident Management System— A national crisis response system that provides a consistent, nationwide approach for Federal, state, local, and tribal governments; the private sector; and nongovernmental organizations to work effectively and efficiently together to prepare for, respond to, and recover from domestic incidents, regardless of cause, size, or complexity. Also called NIMS. (JP1-02. SOURCE: JP 3-41)

National Response Framework—The guiding principles that enable all response partners to prepare for and provide a unified national response to disasters and emergencies - from the smallest incident to the largest catastrophe. The Framework establishes a comprehensive, national, all-hazards approach to domestic incident response. Also called NRF. (SOURCE: JP 3-28)

state active duty—State mobilized National Guard force under command and control of the governor. Forces conduct all missions in accordance with the needs of the state and within the guidelines of state laws and statutes. Also called SAD. (SOURCE: NGR 500-1)

***ATP 3-28.1
MCWP 3-36.2
NTTP 3-57.2
AFTTP 3-2.67
25 SEP 2015**

By Order of the Secretary of the Army

Official:

MARK A. MILLEY
*General, United States Army
Chief of Staff*



GERALD B. O'KEEFE
*Administrative Assistant to the
Secretary of the Army*
1523303

DISTRIBUTION:

Active Army, Army National Guard, and US Army Reserve: To be distributed in electronic media only (EMO).

By Order of the Secretary of the Air Force

TIMOTHY J. LEAHY
Major General, USAF
Commander
Curtis E. LeMay Center for Doctrine Development and Education

ACCESSIBILITY: Publications and forms are available on the e-Publishing website at www.e-publishing.af.mil for downloading or ordering.

RELEASABILITY: Approved for public release, distribution is unlimited.

* Supersedes ATP 3-28.1/MCWP 3-36.2/NTTP 3-57.2/AFTTP 3-2.67, dated 11 February 2013.

This page intentionally left blank.

